



Integrated Investments Generating
Superior Returns

Investor Presentation
Q2 2022



Disclaimer

This presentation was prepared by Egypt Kuwait Holding S.A.E. (“EKH”) and is strictly confidential and may contain market sensitive information. All recipients hereof who are permitted to receive the same are bound by the restrictions on disclosure and use and other terms thereof. The provision of this presentation is intended for discussion purposes only, and no person has represented or warranted the accuracy or completeness of any information contained herein.

It does not constitute an offer or recommendation to enter into any transaction by EKH, its affiliates or its officers, directors or advisors. If you decide to enter into a transaction you do so in reliance on your own judgment. When making an investment decision, you should rely solely on the final documentation relating to the transaction and not this presentation. This presentation is strictly confidential and speaks only as of the aforementioned date. This presentation is not intended to be relied on for any purposes by any person without EKH’s consent.

Neither EKH nor any of its affiliates are under any obligation to consider or enter into any transaction. EKH and its affiliates shall not have any liability for any information contained in, or any omission from, the presentation or any other written or oral communication transmitted to the recipient(s) and they disclaim all liability for any direct, indirect, consequential or other damages or losses incurred by the recipients or any third party that arise from any reliance on this document or its accuracy.

AGENDA

EKH Overview

Growth Drivers & Recent Developments

- Sprea Misr
- NatEnergy
- AlexFert
- Offshore North Sinai
- Insurance and NBFS
- Nilewood - MDF Project

Financial Highlights

Appendix 1:

Organization & Governance

EKH OVERVIEW



EGYPT KUWAIT HOLDING “EKH”



Hands-on investor and operator



Create synergies between different group companies



Secure strategic partnerships with leading international value adding industry players



Long-term investor with opportunistic exit strategy











Develop greenfield operations to leverage operational expertise



Expand industry expertise to new markets

EKH's MAIN PORTFOLIO COMPANIES

Fertilizers and Petrochemicals	Energy and Energy-Related	Insurance & Non-Banking Financial Services
 <p>Sprea Misr Petrochemicals Plant</p> <p>Effective EKH Ownership 100.00%</p>	 <p>NatEnergy Gas Distribution and Electricity Generation & Distribution Holding Company</p> <p>Effective EKH Ownership 100%</p>	 <p>Delta Insurance Life, Property & Casualty Insurance</p> <p>Effective EKH Ownership 63.22%</p>
 <p>AlexFert Ammonia, Urea Fertilizer and Ammonium Sulfate Plant</p> <p>Effective EKH Ownership 57.4%</p>	 <p>Offshore North Sinai Upstream Gas</p> <p>Effective EKH Ownership 100.00%</p>	 <p>El Mohandes Insurance Life, Property & Casualty Insurance</p> <p>Effective EKH Ownership 24.99%</p>
 <p>Nilewood MDF, Forestry and Waste Management</p> <p>Effective EKH Ownership 73%</p>		 <p>Bedayti Microfinance, Consumer Finance & E-Payments *</p> <p>Effective EKH Ownership 100%*</p>

* License of the Consumer Finance & E-Payment subject for Financial Regulatory Authority Approval

EKH AT A GLANCE

6 strategic sectors

petrochemicals, fertilizers, gas distribution, electricity generation & distribution, upstream gas and insurance

USD 2 Bln

total assets

> 5,500

professionals employed by the holding company and its subsidiaries

USD 881 Mln

total equity book value

19 %

Revenue growth rate in past 5 years

40 %

Average EBITDA Margin in past 5 years

26 %

average ROE in past 5 years

US\$ 1.5 Bln

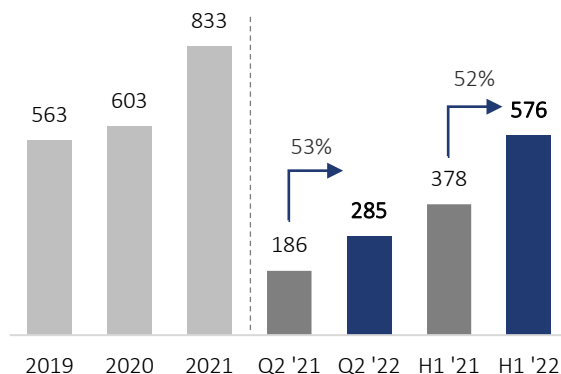
Market Cap 30 Aug '22

4th

Largest company on EGX by Market Cap – 30 Aug '22

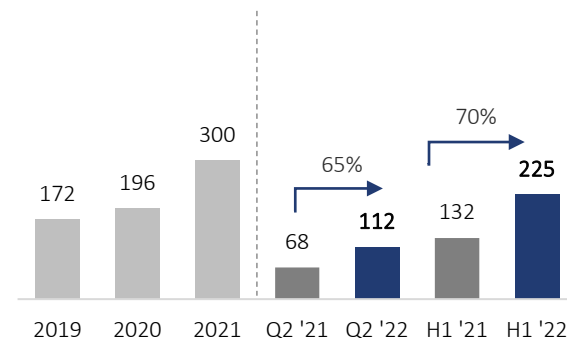
* According to EAS

Recurring Revenues in US\$ mln

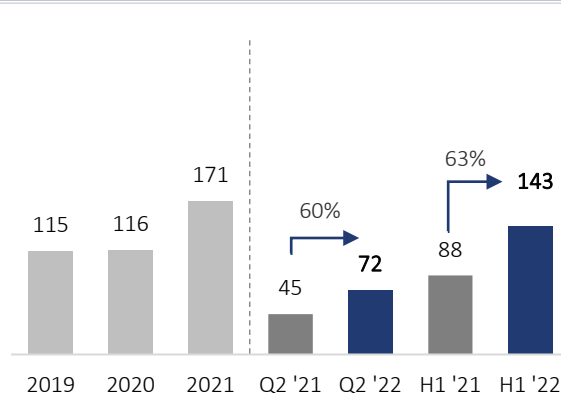


Recurring Attributable EBITDA in US\$ mln

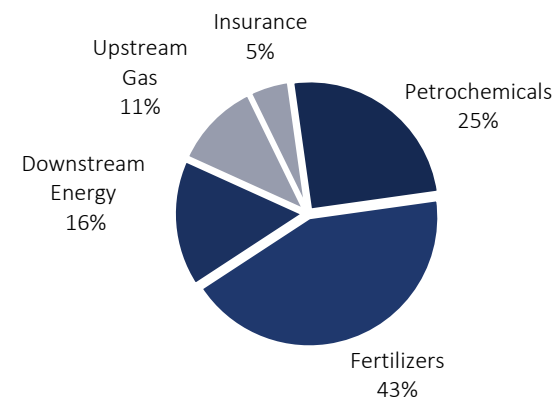
EBITDA margin Q1 2022: 51%



Recurring Attributable Net Profit in US\$ mln



Attributable Net Profit by Sector



GROWTH DRIVERS



SPREA MISR



Founded in 1989 and acquired by EKH in 2007
State of the art Petrochemicals plant located in
10th of Ramadan City over 88,000 m².

100%

Effective EKH ownership

50 countries

Export Destinations

> 144 ktpa

Formaldehyde &
form-urea capacity

> 102 ktpa

glues and melamine
formaldehyde resins
capacity

> 3 mln sheets pa

Formica capacity

> 135 ktpa

SNF: sulfonated
naphthalene
formaldehyde capacity

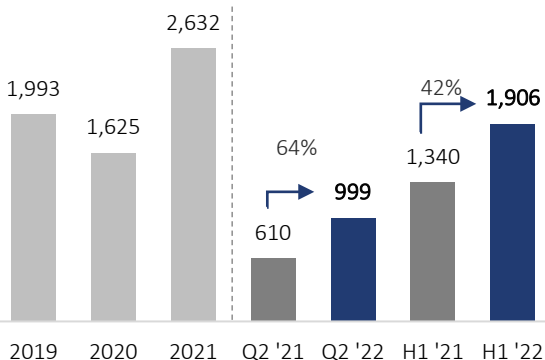
> 25 ktpa

Melamine, Urea
Molding Compound

813

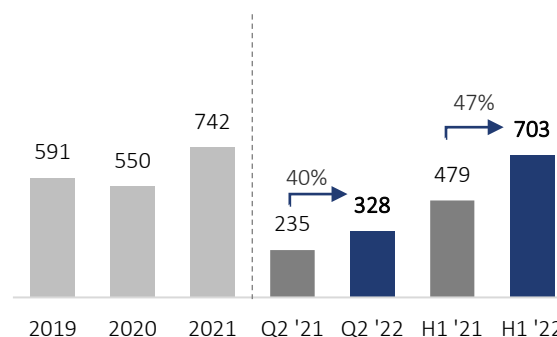
employees

Revenues in EGP mln

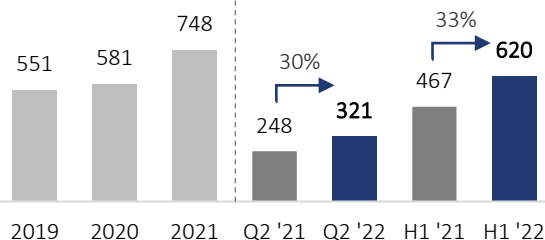


EBITDA in EGP mln

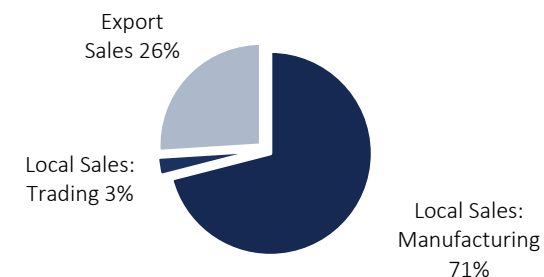
EBITDA margin H1 2022: 37%



Net Profit in EGP mln



Sales Mix Q2 2022



* According to EAS

Projects in Progress

Formica Sheets Production Line

Capacity Additional 3 mln sheets p.a.
Doubling capacity to 6 mln sheets

Production Start Date 3Q 2022



SNF Production Line

Capacity Additional 90 ktpa
Doubling capacity to 180 ktpa


Production Start Date Additional 45 ktpa by 2Q 2022
Additional 45 ktpa by 2Q 2023



Sulfuric Acid Production Line

Capacity **165 ktpa**

Production Start Date Q4 2022



NATENERGY



NatEnergy is a holding company with ownership stakes in 5 subsidiaries: NATGAS, Fayum Gas, Nubaria, Kahraba and Gas Chill.

> 1.9 mln

Households served by NATGAS & Fayum Gas

> 11,700

Commercial Clients served by NATGAS & Fayum Gas

> 900

Industrial Clients served by NATGAS & Fayum Gas

16%

Market share

5.06 bcm p.a.

Natural gas distributed p.a.

>12,000 km

Length of natural gas pipes network

115 MW

Kahraba installed power generation capacity

54,000

Refrigerated Tons capacity Gas Chill

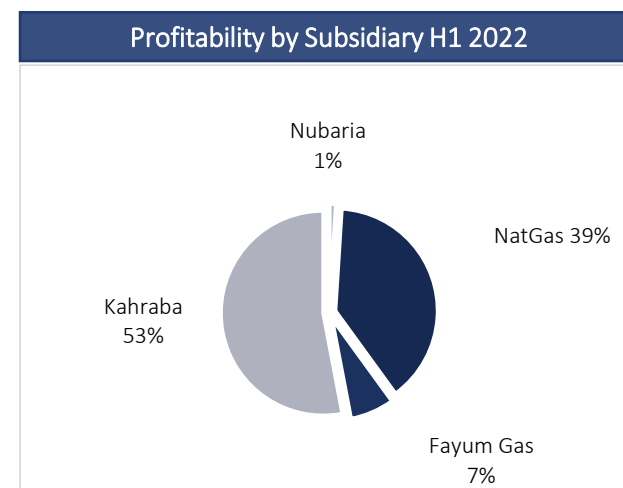
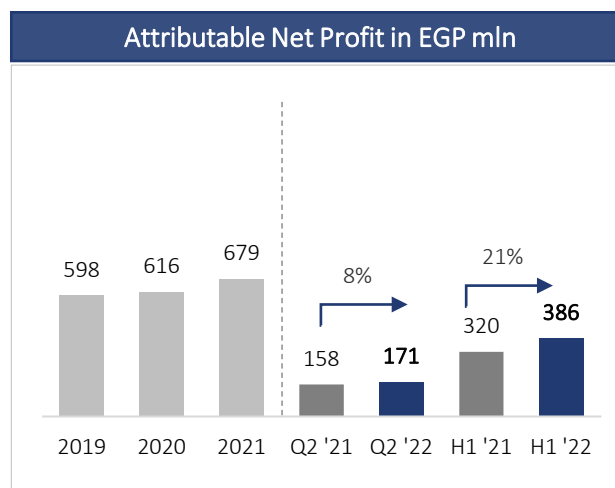
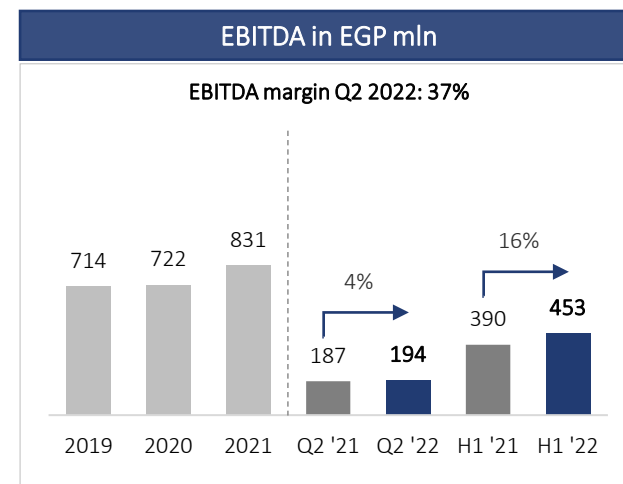
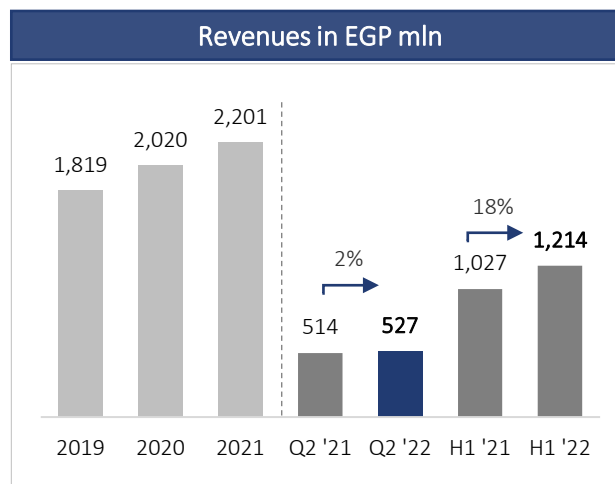
1,700

Employees

100%

Effective EKH ownership

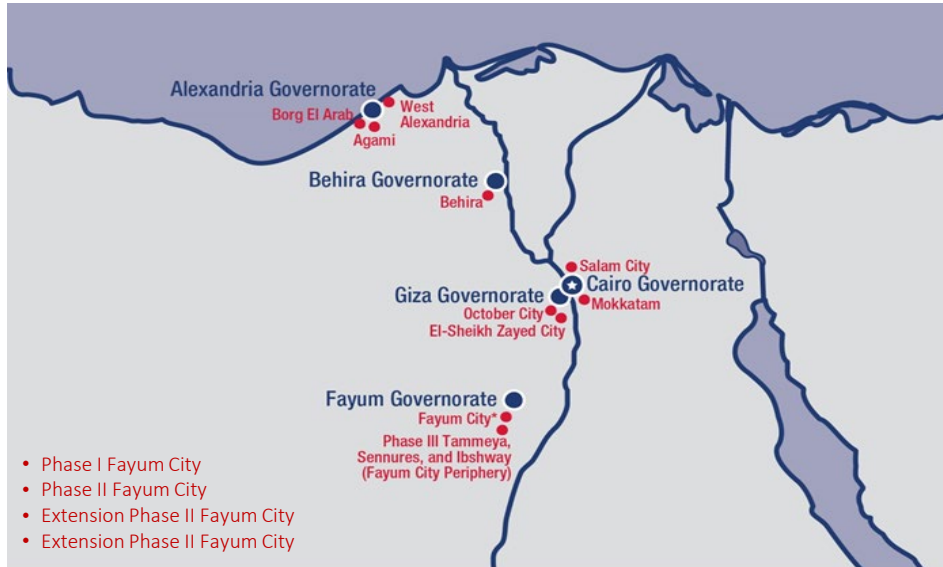
* According to EAS



NATENERGY: NATGAS & Fayum Gas



Existing Concessions



- NatEnergy's subsidiaries engaged in natural gas distribution: NATGAS & Fayum Gas operate 5 concessions. In 2020, the tenor of these concession agreements was renewed for 15 years.
- Current concessions include a catchment of 5 million households. To date, NATGAS & Fayum Gas connected 1.9 mln households.
- NATGAS & Fayum Gas plan to add 150,000 to 200,000 households p.a. over the next 5 years (excluding Haya Karima).

Haya Karima

On 2nd January 2021, HE President Abdel Fattah El-Sisi launched the initiative Haya Karima (Decent Life), with the aim of improving the living conditions of millions of Egyptians. The initiative seeks to provide everything from education and housing, to infrastructure and healthcare.

The initiative will be rolled out in 3 phases:

- Phase I: 1,330 villages
- Phase II & III: 3,524 villages

Haya Karima involves installing waste water treatment plants, improving roads, building schools and among many other infrastructure works **installing natural gas networks to less privileged areas.**

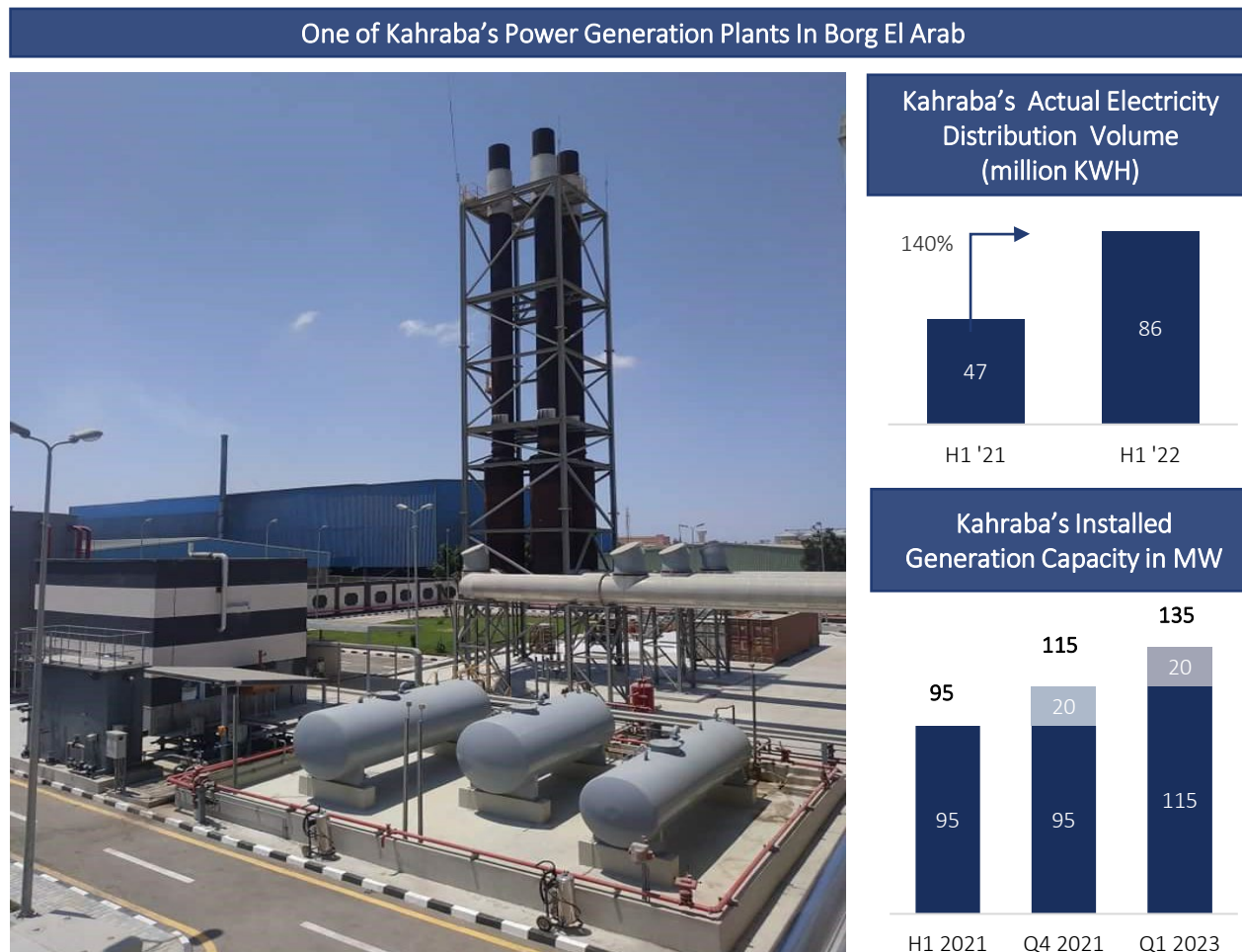


- As a result of the implementation of **Phase I of Haya Karima**, NATGAS & Fayum Gas will extend natural gas networks and connections to **500,000 additional households over the next 3 years.**
- **This will effectively increase the number of household additions by 50,000 in 2022, c.200,000 in 2023 and c.250,000 in 2024.**
- The implantation of Phase II and III of Haya Karima are still under study.

NATENERGY: Kahraba



- Kahraba owns and operates 2 power generation plants with an installed capacity of 115 MW in Borg Al-Arab Industrial Zone in Alexandria, in addition to 2 smaller power generation facilities.
- In 2021, NatEnergy succeeded in increasing the power generation capacity under its license to 115 MW.
- Accordingly, Kahraba has invested US\$ 10 mln to install an additional 20 MW which were commissioned in November 2021, increasing installed capacity to 115 MW.
- Kahraba plans to invest an additional US\$ 10 mln to install the remaining 20 MW during 2023 increasing the total installed capacity at Kahraba to 135 MW.
- Kahraba also has increased its distribution capacity to reach 235 MW.



ALEXFERT



Established by EKH in 2003. It operates a fertilizer production facility in Alexandria over an area of 108,000 m².

650 ktpa

Urea Production
Capacity

180 ktpa

ammonium sulphate
capacity

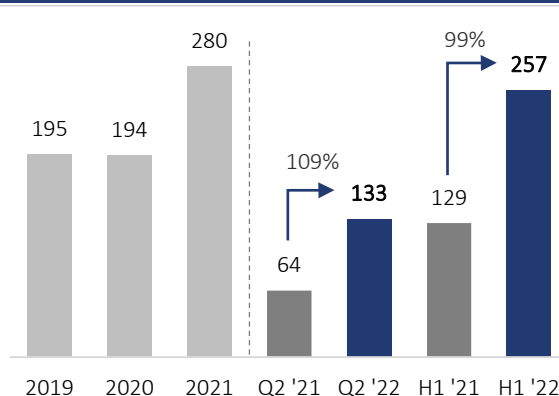
452

employees

57.4%

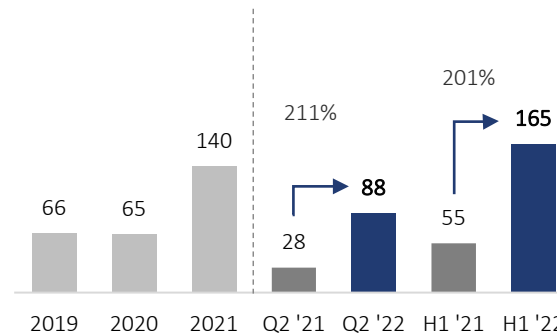
Effective EKH ownership

Revenues in US\$ mln

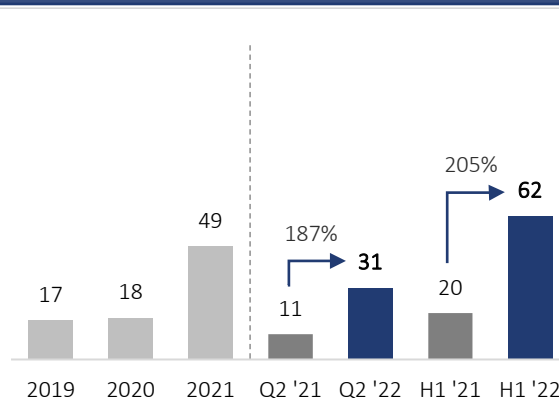


EBITDA in US\$ mln

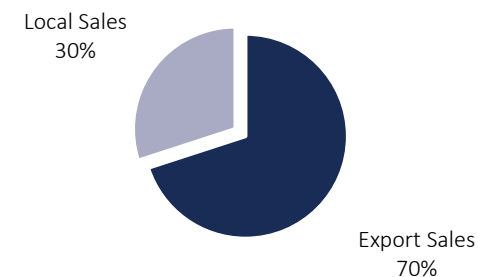
EBITDA margin Q2 2022: 66%



Attributable Net Profit in US\$ mln



Sales Mix Q2 2022



* According to EAS

OFFSHORE NORTH SINAI CONCESSION (ONS)



355 km² concession located offshore 50 Km North East of Port Said.

5 + 3

Operative wells + 3 newly drilled wells

50 mmscf/day

daily production Q1 2022

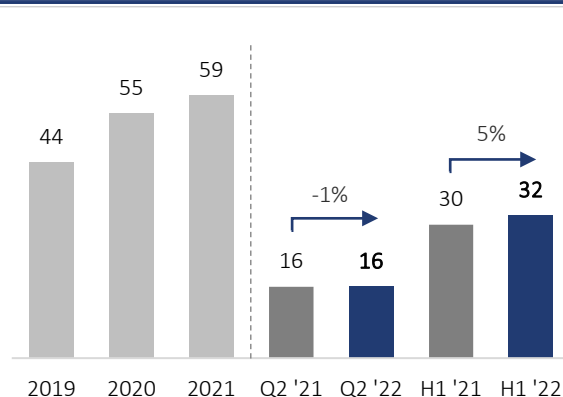
US\$ 74 mln

CAPEX spent in 2021 to drill 3 new wells.

100%

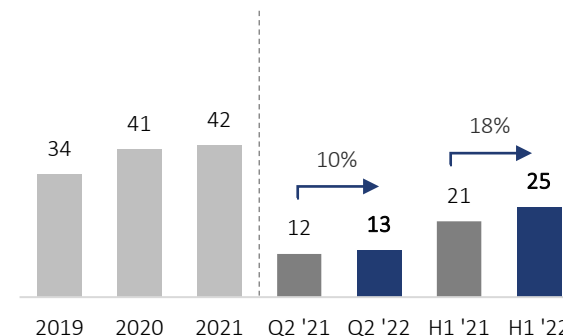
Effective EKH ownership of ONS.

Revenues in US\$ mln

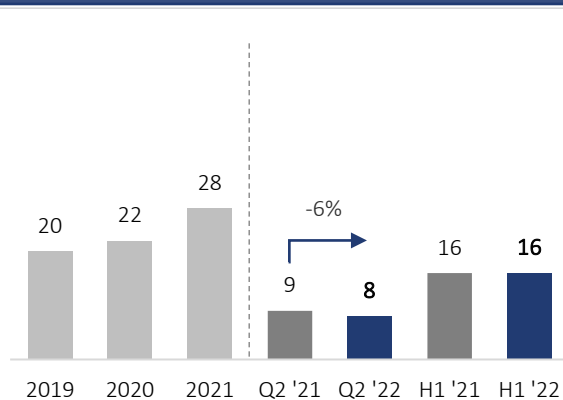


EBITDA in US\$ mln

EBITDA margin Q2 2022: 79%



Net Profit in US\$ mln



Net Entitlement



* According to EAS

OFFSHORE NORTH SINAI CONCESSION (ONS)

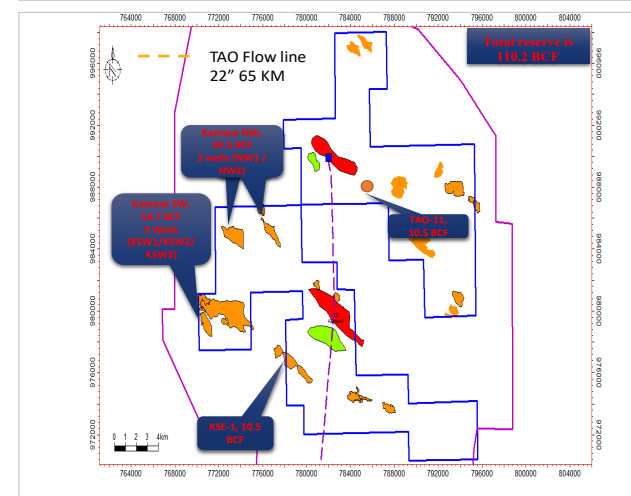
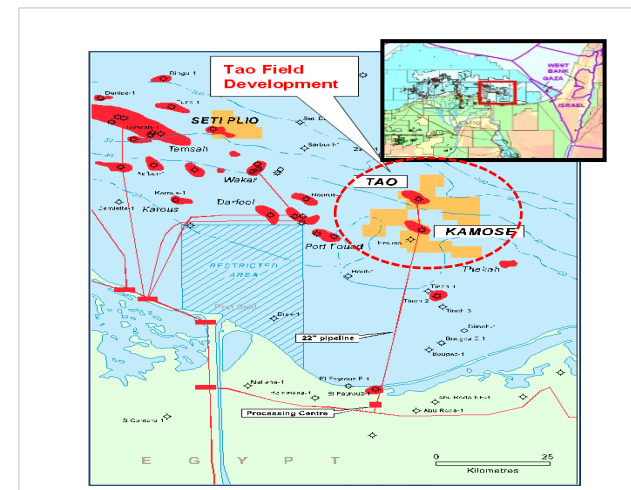
Overview of Concession and CAPEX Plan

Concession Terms

- Offshore, located 50 Km North East of Port Said.
- Operated through NOSPCO JV after take over from Perenco mid 2014. 20 year concession started in 2009, with a possible extension to 2034.
- Two Development Leases awarded in 1992: Tao & Kamose over a total area of 355 km². Shallow water : WD 30 – 85m
- After EGPC & EGAS approvals, secured the approval of Counsel of State, Cabinet & Parliament to amend price of natural gas. Amended Concession Agreement signed on July 2018 **at new adjustable gas price with a floor of US\$ 5.18/MMBTU @ Brent 40 US\$ /bbl and a cap of US\$ 5.88/MMBTU @ Brent 100 US\$/bbl**. The new gas price retroactively starting January 1st 2017 on all new gas.

CAPEX Plan Phase 3

- During 2021, ONS completed drilling three wells (Phase 3a) being NW1/KSW1/KSW3 with a total investment cost of US\$ 74 mln during broken down as follows:
 - US\$ 34 mln for drilling three wells
 - US\$ 40 mln to fund the following:
 - 3 Platforms
 - 20 Km pipelines material
 - 3 PLTFs Installation and pipeline laying
 - Topside Facilities
- Phase 3a's production will contribute to sustaining average daily production at 50 mmscf/d.
- During 2022, EKH plans to mobilize capex for drilling 4 wells (Phase 3b) as well as mobilizing for drilling wells part of Phase 4. Drilling phase 3b and 4 will start in 2023.



OFFSHORE NORTH SINAI CONCESSION (ONS)

ONS Production Facilities



Onshore CPF Site



Rumana CPF




Office Camp in Rumana
CPF

Progress on Kamose Project



Platform Fabrication



Platform Sail Away



Platform Installation

Insurance: Delta & Mohandes



Significant increase in attributable net profit to EKH from its insurance subsidiaries over the last 4 years.

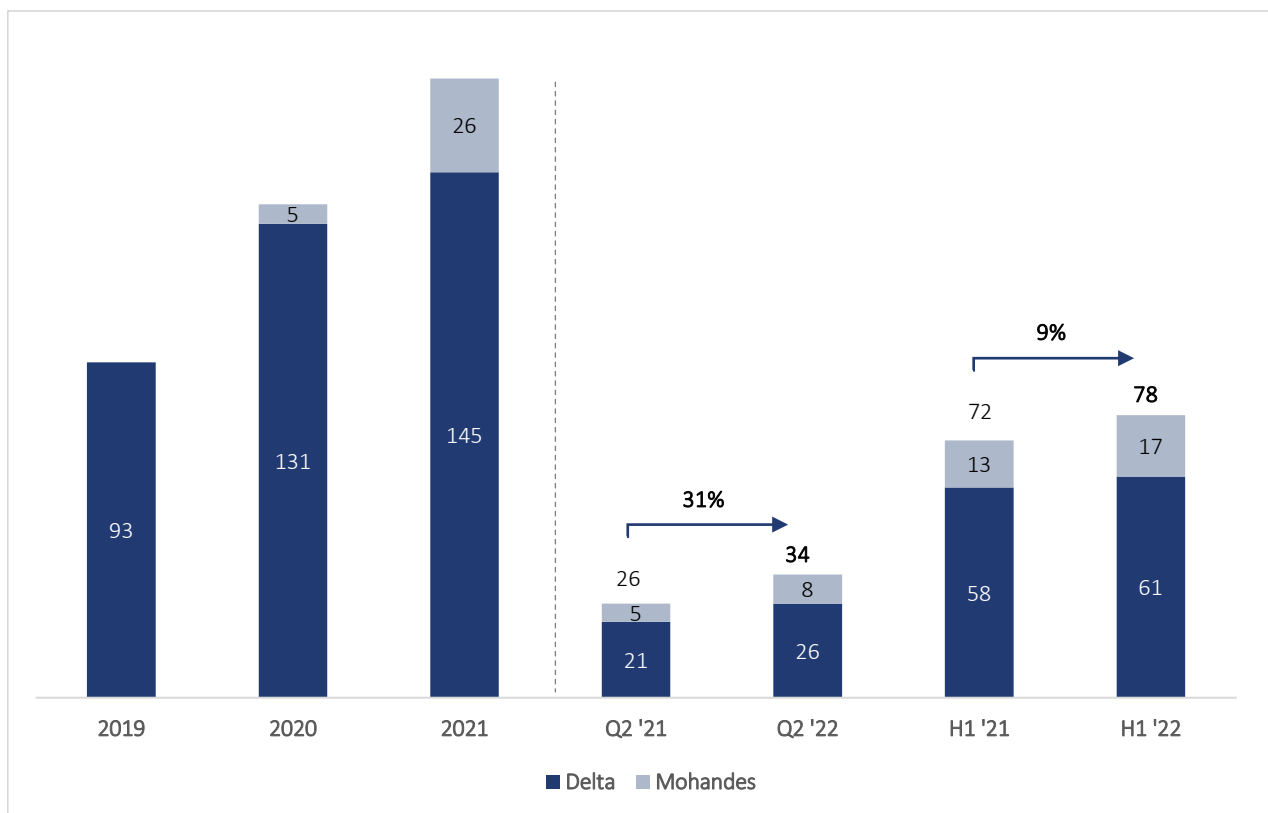
Delta Insurance

- Leading Life, Property & Casualty Insurance Company
- Delta Insurance is currently among the top 5 largest private sector insurance companies in Egypt.
- In 2019, EKH increased its stake in Delta Insurance from 33% to 55%. In 2020 and 2021, EKH acquired additional shares increasing its effective stake in Delta to 63.2% by the end of Q3 2021.
- Delta Insurance extraordinary general meeting approved capital increase from EGP126mn to EGP350mn.

El Mohandes Insurance

- Leading Life, Property & Casualty Insurance Company
- In Q4 2020, EKH acquired a 24.9% stake in Mohandes Insurance.

Recurring Attributable Net Profit in EGP mln



Adjusted for calendar year
Variations due to rounding

* According to EAS

Non Banking Financial Services: Bedayti



Bedayti Microfinance

- EKH's fully owned microfinance subsidiary Bedayti started operations in Q1 2022.

Bedayti Q2 2022 Performance

- During Q2 2022, Bedayti opened 21 branches in 6 governorates throughout Egypt.
- Key Performance Indicators up to end of June 2022:
 - Total disbursed loans: EGP 170 mln
 - Outstanding loans: EGP 155 mln
 - No. of Customers: >9,500
 - Average Ticket Size: EGP 17k
- Bedayti plans to open a total of 45 branches by the end of 2022.

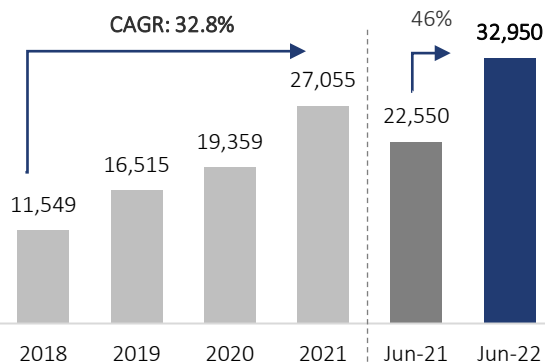
Microfinance sector in Egypt is promising:

- Demonstrated Growth of Microfinance Loan Market:
 - From 2016 to 2021 total outstanding microfinance loans showed a CAGR of 32.8%.
 - Q1 2022 vs Q1 2021 showed a 43% increase in outstanding loan amounts.
- c.65% of Egypt's population addressable age cohort (between 20-54 year olds) of c.47 mln remain unbanked.

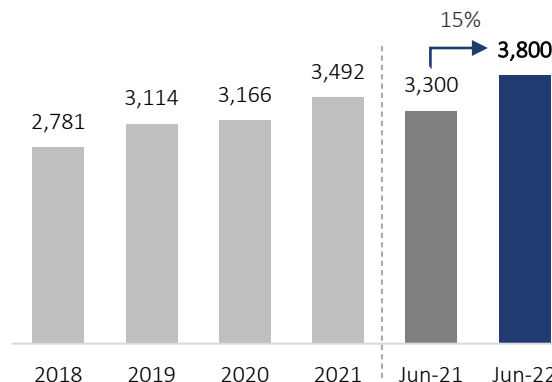
Bedayti Consumer Finance & E-Payment Platforms

- EKH is considering expanding into consumer finance and other non-banking financial services operations.

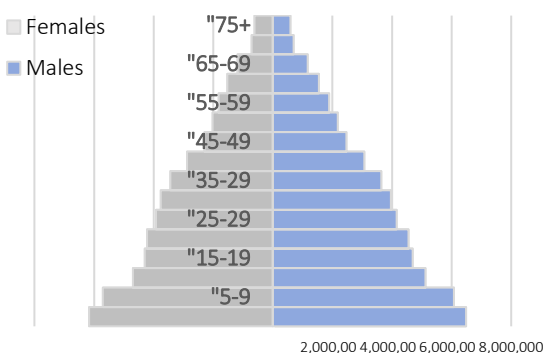
Egypt's Total Micro Finance Loans EGP mln



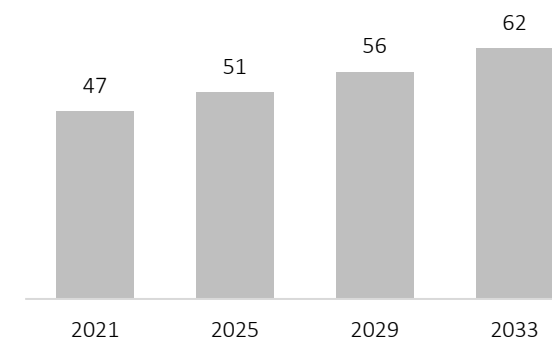
No. of Microfinance Loan Beneficiaries in Egypt '000



Egypt's Population in 2021 by Age Group



Egypt's Population by Age Group 20-54 in mln



Non Banking Financial Services: Bedayti



Nile Wood



Forest

- Raw materials are sourced from our forest located in Sadat City, just 5 km away from the factory.

Production Facility

- The factory over an area of 150,000 m² is under constructions in Sadat City, 140 km away from Alexandria Port.
- Total investment cost stands at c. EGP 1.4 bln. Factory is set to have a capacity of 196,500 m³/year up 43% from the initial plan.
- The production line will be supplied from Dieffenbacher, Heat Plant is to be supplied from Vynke and Refiner from Andritz. L.C of EGP 794 mln for equipment was opened and most of the machineries delivered to the site.
- Production anticipated Q1 2023.

Strategy

- To concentrate on supplying raw MDF boards with a production capacity of 655 m³/day.
- Capacity to be doubled to reach a production of 1,300 m³/day through adding one new production line
- Upon the success of Phase I, additional lines will be added to produce value added products to be used in flooring, lamination, doors, etc.

Recent Developments

- EKH entered into a joint venture agreement with leading MDF German Producer Homann Holzwerkstoffe GmbH. selling a 27% stake in it's subsidiary **Global MDF Industries BV**.

MDF Factory



Forest



Nile Wood – MDF PRODUCTION PROCESS




Chipping Line



Refining



Glueing



Nile Wood – MDF PRODUCTION PROCESS



Forming Line



Press System



Sanding Line



Cutting Line



SHAREHOLDER RETURNS & FINANCIAL HIGHLIGHTS



SHARE PERFORMANCE & SHAREHOLDER RETURNS (EGX)

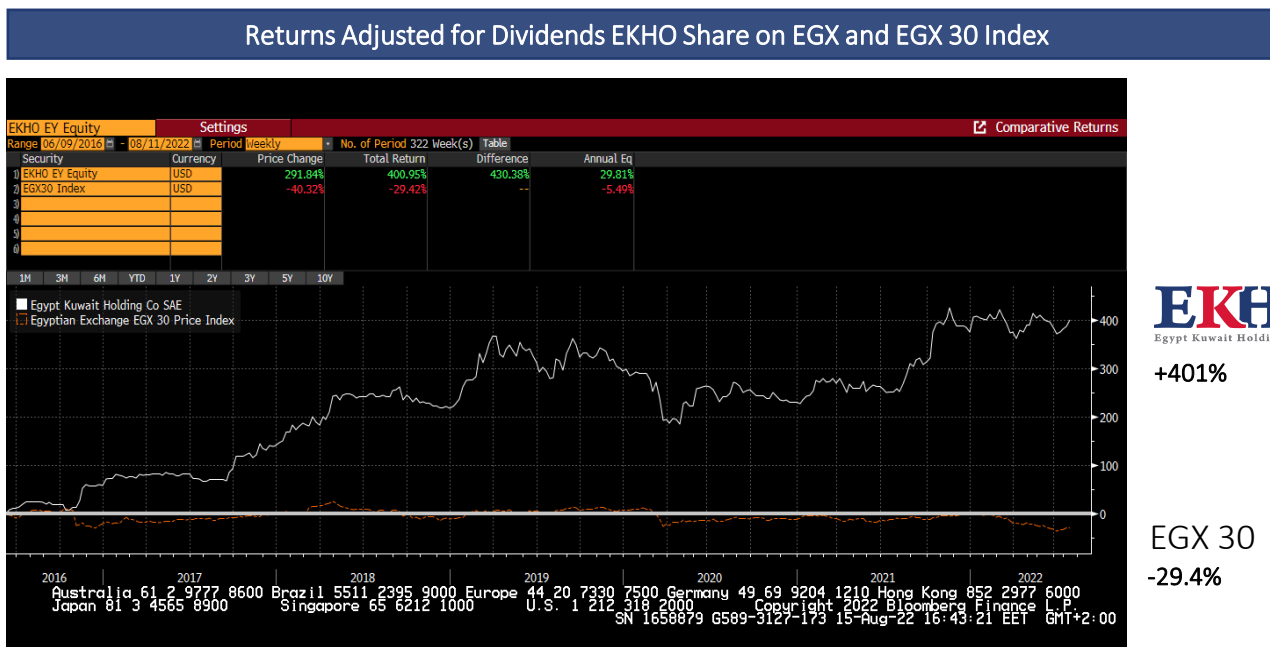
Share Information

- Number of Shares: 1.126. bln
- Market Cap as of 15th Aug 2022: US\$ 1.446 bln (EGP 27.694 bln)
- EKH ranked 4th largest company by Market Cap on EGX on 30th Aug 2022

Returns*

- 2016-2022: EKHO up 401% vs -29.4% for EGX30*
- YTD (15th Aug 2022)
 - EKHO up 5.8%
 - EKHOA up 27.0%
 - EGX30 down 14.9%

* Including dividends



SHARE PERFORMANCE & SHAREHOLDER RETURNS (KUWAIT)

Share Information

- Number of Shares Listed on Kuwait Bourse in Dinars: 469.1 mln

Returns Adjusted for Dividends EKHOLDIN Share on Boursa Kuwait and BKM50 Index



EKH
Egypt Kuwait Holding

+372%

Kuwait All
Share
Price Index

+113.4%

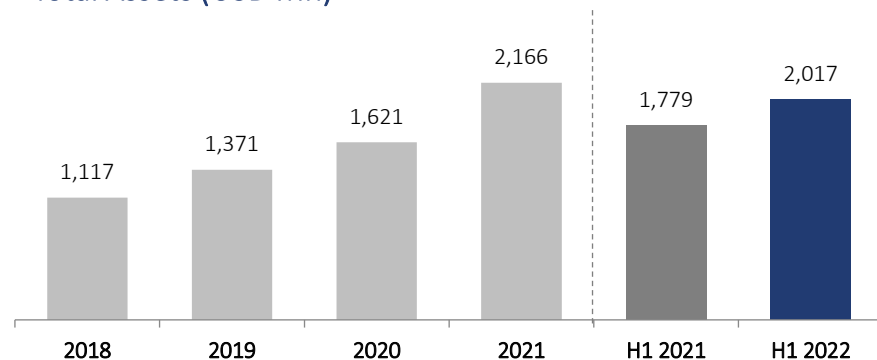
Returns*

- 2016-2022: EKHOLDIN up 372% vs 113.4% for Boursa Kuwait All Share Price Return Index
- YTD (15th Aug 2022): EKHOLDIN up 1.24% vs 11.31% for Boursa Kuwait All Share Price Return

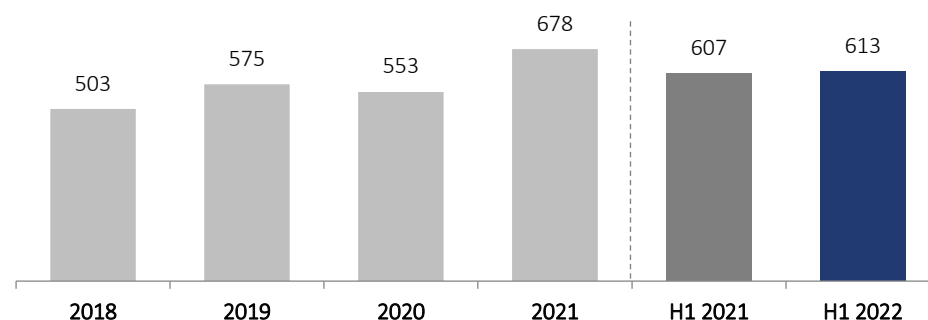
* Including dividends

EKH'S FINANCIALS

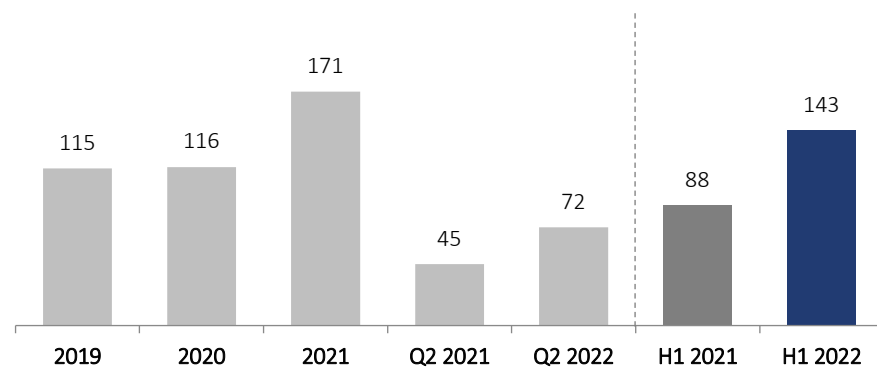
Total Assets (USD Mn)



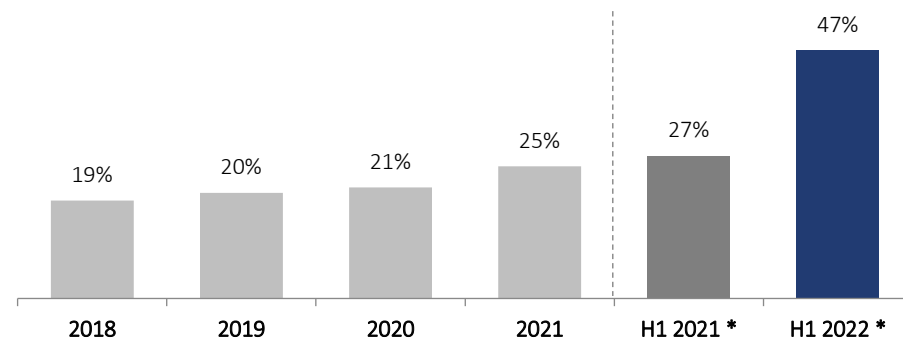
Total Equity of the owners of the Parent Company (USD Mn)



Attributable Net Profit (USD Mn)



Return on Equity (ROE)*



*Annualized figures for H1 2021 and H1 2022

EBITDA & DEBT OVERVIEW

Attributable EBITDA

(In '000 USD)	Q2 2021	Q2 2022	H1 2021	H1 2022
Fertilizers and Petrochemicals	31,205	69,535	61,862	135,253
Energy & Energy Related	22,077	22,763	43,015	48,313
Diversified	14,597	19,996	27,443	41,748
Attributable EBITDA	67,879	112,295	132,320	225,314

Net Debt (Cash)

(In '000 USD)	H1 2022
Long-term interest-bearing debt	421,412
Short-term interest-bearing debt	160,312
Gross interest-bearing debt	581,724
Cash & Cash Equivalents	(911,999)
Consolidated Net debt (cash)	(330,275)
Attributable Net debt (cash)	(147,858)

* According to EAS

APPENDIX 1:
MANAGEMENT
TEAM, BOARD
MEMBERS, TIMELINE
& CORPORATE
CITIZENSHIP



BOARD OF DIRECTORS



Mr. Loay Jassim Al-Kharafi
Chairman of the Board
(Non-Executive)



Mr. Adel Al-Alfi
Vice Chairman of the Board
(Non-Executive)



Mr. Sherif El Zayat
CEO
(Executive)



Mr. Moataz Al-Alfi
Member of the Board
(Non-Executive)



Mr. Ibrahim Mahlab
Member of the Board
(Non-Executive)



Mr. Saad Al-Saad
Member of the Board
(Non-Executive)



Eng. Amin Abaza
Member of the Board
(Non-Executive)
Independent



Mr. Hussein Al-Kharafi
Member of the Board
(Non-Executive)



Sheikh Mubarak Abdulla Al-Mubarak Al-Sabah
Member of the Board
(Non-Executive)



Mr. Talal Jassim Al-Kharafi
Member of the Board
(Non-Executive)




Mr. Waleed El Zorba
Member of the Board
(Non-Executive)
Independent



Mr. Mohamed Kamel
Member of the Board
(Non-Executive)



Mr. Husam Mohamed El-Sayed
Member of the Board
(Non-Executive)




Ms. Maha Abaas
Member of the Board
(Non-Executive)




Mr. Hussam Al Kharafi
Member of the Board
(Non-Executive)


MANAGEMENT TEAM




Mr. Sherif El Zayat
Chief Executive Officer



Mr. Ayman Laz
Advisor to the Chairman
and CEO




Mr. Medhat Bonna
Group Chief Financial
Officer




Mr. Khaled El-Demerdash
Group Legal Counsel




Mr. Tamer Badrawi
Chief Human Resources
& Communication
Officer




Mrs. Angie Helmi
Chief Investment Officer




Mr. Hany Ezzat
Group Treasurer




Mr. Ahmed Boghdady
Sector Head —
Insurance




Mr. Alaa El Banna
Senior Sector Head -
Fertilizers & Upstream
Oil & Gas




Mr. Elhamy El Sheikh
Senior Sector Head - Gas
Distribution & Electricity




Mr. Sayed Hussein
Sector Head — Cement




Mr. Ahmed El-Chourbagy
Senior Sector Head — Non
Banking Financial Services



Mr. Hany Azzam
Head of Corporate
Governance

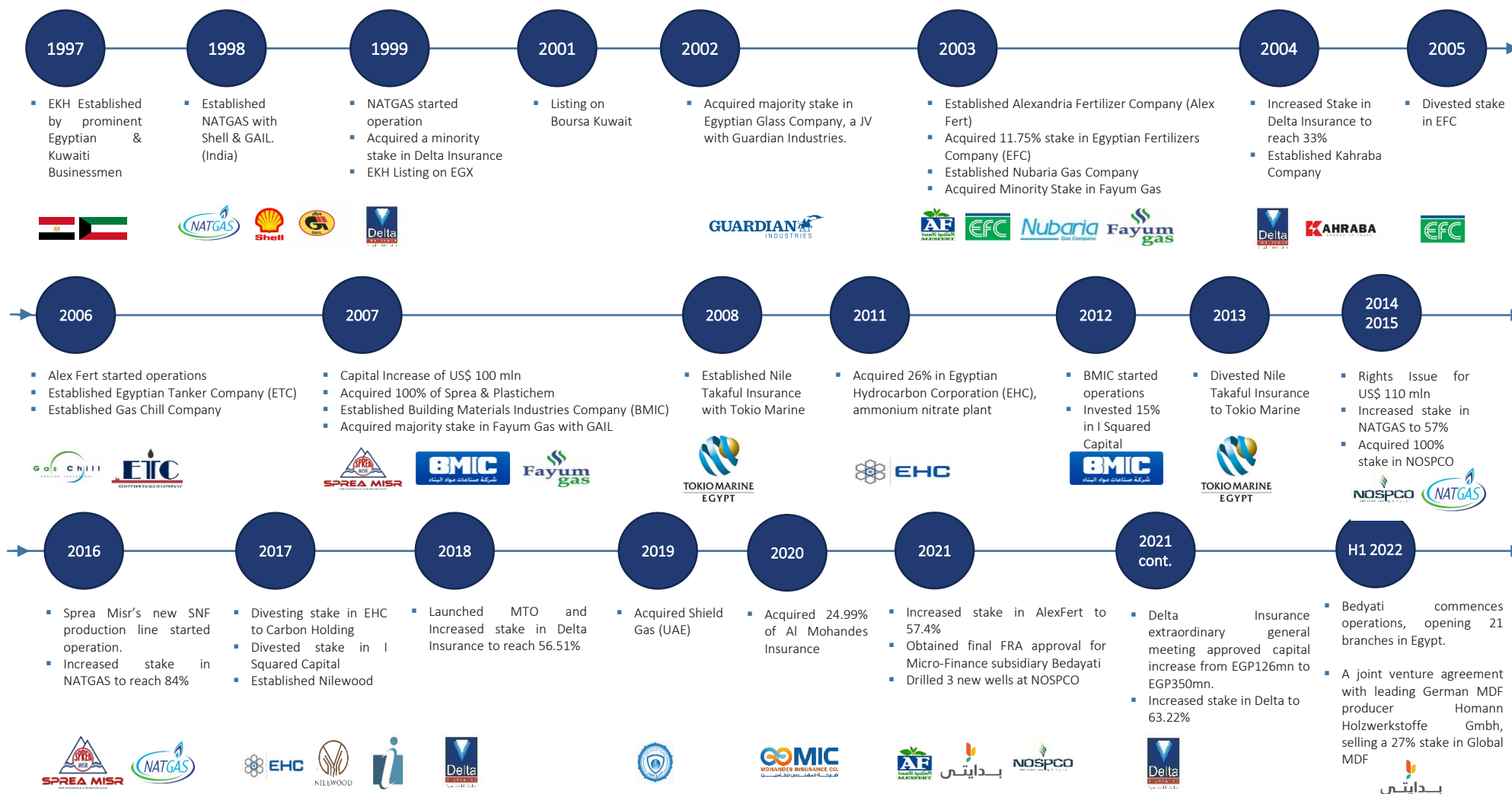


Mr. Mohamed Wafaei
Head of Internal Audit



Mr. Tarek Yehia
Investor Relations
Director

KEY MILESTONES



CORPORATE CITIZENSHIP

Egypt Kuwait Holding (EKH) prides itself on actively participating in sustainable development, focusing on improving communities in the emerging economies in which it does business and working diligently to create a better future for coming generations. From educational initiatives and contributions to NGOs and charities, to stringent measures aimed at minimizing its environmental footprint, EKH remains deeply committed to ensuring a sustainable future.

Corporate Governance

Egypt Kuwait Holding (EKH) is committed to promoting a responsible, ethical business culture which safeguards the interests of our shareholders, stakeholders, and the environment in which we operate. EKH assesses its policies and performance with respect to its Business Principles; Code of Conduct; Health, Safety, Security and Environment (HSSE) policies; and major issues of public concern on behalf of the Board. Our corporate governance policies and practices are guided by internationally recognized standards such as the OECD Principles of Corporate Governance.

Corporate Social Responsibility (CSR) Projects

From its support of NGOs through applications and donations, to its involvement in spreading software knowledge to Egyptian universities, Egypt Kuwait Holding is proud to have participated in numerous educational initiatives since 2014. EKH offers assistance to surrounding schools, supplying them with computers to further develop students' cognitive and technical skills and providing support for renovating the infrastructure of the educational institutions.

EKH is an active supporter of Injaz Egypt, an organization working to bridge the gap between the education system and the private sector. In partnership with the Ministry of Education and multinational and national companies, the program has positively impacted 500,000 Egyptian students in more than 451 public schools and 21 universities in 26 governorates since its establishment in 2003. Injaz Egypt is a member nation of Junior Achievement, a global economic education organization with a presence in over 100 countries, impacting over 8 million youth worldwide.



Angie Helmi
Chief Investment Officer

Telephone : +202-3363300
Fax : +202-3358989
E-mail : ahelmi@ekholding.com
Website : www.ekholding.com

Tarek Yehia
Investor Relations Director

Telephone : +202-3363300
Fax : +202-3358989
E-mail : Tarek.yehia@ekholding.com
: ir@ekholding.com
Website : www.ekholding.com