

**EDITA FOOD INDUSTRIES (S.A.E.) AND ITS  
SUBSIDIARIES**

**REVIEW REPORT AND CONSOLIDATED INTERIM  
FINANCIAL STATEMENTS FOR THE SIX MONTHS  
PERIOD ENDED 30 JUNE 2016  
“IFRS”**

# **EDITA FOOD INDUSTRIES (S.A.E.) AND ITS SUBSIDIARIES**

## **Consolidated interim financial statements “IFRS” For the six months period ended 30 June 2016**

---

<b>Contents</b>	<b>Page</b>
Review report .....	1
Consolidated balance sheet .....	2
Consolidated statement of profit or loss.....	3
Consolidated statement of comprehensive income .....	4
Consolidated statement of changes in equity .....	5
Consolidated cash flows statement .....	6
Notes to the consolidated interim financial statements .....	7 – 50



## Review report

**To: The Board of Directors of Edita Food Industries Company (S.A.E.) and its Subsidiaries**

### Introduction


We have reviewed the accompanying consolidated balance sheet of Edita Food Industries Company (S.A.E.) and its Subsidiaries (the Group) as of 30 June 2016 and the related Consolidated statements of Profit or loss, comprehensive income, changes in equity and cash flows for the six months period then ended, and a summary of significant accounting policies and other explanatory notes. Management is responsible for the preparation and fair presentation of these consolidated interim financial statements in accordance with International Financial Reporting Standards. Our responsibility is to express a conclusion on these consolidated interim financial statements based on our limited review.

### Scope of limited review

We conducted our limited review in accordance with Egyptian Standard on Review Engagements No. 2410, "Review of Interim Financial Statements Performed by the Independent Auditor of the Entity". A limited review of interim financial statements consists of making inquiries, primarily of persons responsible for financial and accounting matters, and applying analytical and other review procedures. A limited review is substantially less in scope than an audit conducted in accordance with Egyptian Standards on Auditing and consequently does not enable us to obtain assurance that we would become aware of all significant matters that might be identified in an audit. Accordingly, we do not express an audit opinion on these consolidated interim financial statements.

### Conclusion

Based on our review, nothing has come to our attention that causes us to believe that the accompanying consolidated interim financial statements does not present fairly in all material respects, the financial position of the Group as at 30 June 2016, and of its financial performance and its cash flows for the six months period then ended in accordance with International Financial Reporting Standards.

  
Ahmed Gamal El-Atrees  
R.A.A. 8784  
E.F.S.A. 136  
Mansour & Co. PricewaterhouseCoopers

8 August 2016  
Cairo




# EDITA FOOD INDUSTRIES (S.A.E) AND ITS SUBSIDIARIES


## Consolidated balance sheet "IFRS" - At 30 June 2016

(All amounts in Egyptian Pounds)

	Note	30 June 2016	31 December 2015
<b>Assets</b>			
<b>Non-current assets</b>			
Property, plant and equipment	5	1,370,063,396	1,299,529,732
Intangible Assets	6	161,340,092	161,968,712
<b>Total non-current assets</b>		<b>1,531,403,488</b>	<b>1,461,498,444</b>
<b>Current assets</b>			
Inventories	7	142,076,926	140,297,471
Trade and other receivables	8	110,207,727	67,843,179
Treasury bills	9	150,167,995	149,591,114
Cash and cash equivalents (excluding bank overdraft)	10	140,752,072	313,344,052
<b>Total current assets</b>		<b>543,204,720</b>	<b>671,075,816</b>
<b>Total assets</b>		<b>2,074,608,208</b>	<b>2,132,574,260</b>
<b>Liabilities</b>			
<b>Non-current liabilities</b>			
Long-term loans	11	359,585,237	346,217,286
Deferred tax liabilities	13	103,207,337	94,536,302
Employee benefit obligations	14	2,102,663	2,533,203
<b>Total non-current liabilities</b>		<b>464,895,237</b>	<b>443,286,791</b>
<b>Current liabilities</b>			
Trade and other payables	15	192,639,493	255,248,981
Current tax liabilities	16		24,281,519
Current portion of long-term liabilities	17	116,039,750	145,235,152
Bank overdraft	18	103,625,450	73,698,428
Provisions	19	18,824,315	16,000,854
<b>Total current liabilities</b>		<b>431,129,008</b>	<b>514,464,934</b>
<b>Total liabilities</b>		<b>896,024,245</b>	<b>957,751,725</b>
<b>Net assets</b>		<b>1,178,583,963</b>	<b>1,174,822,535</b>
<b>Equity</b>			
Share capital	20	145,072,580	72,536,290
Legal reserve	21	38,947,275	38,947,275
Foreign currency translation reserve		(14,325)	5,568
Retained earnings		976,570,047	1,057,715,965
<b>Capital and reserves attributable to owners of the parent</b>		<b>1,160,575,577</b>	<b>1,169,205,098</b>
Non-controlling interest	22	18,008,386	5,617,437
<b>Total equity</b>		<b>1,178,583,963</b>	<b>1,174,822,535</b>

The above consolidated balance sheet should be read in conjunction with the accompanying notes.

  
**Mr Sherif Fathy**  
 Vice President - Finance  
 Giza , 7 August 2016  
 Review report attached

  
**Eng Hani Berzi**  
 Chairman

# EDITA FOOD INDUSTRIES (S.A.E.) AND ITS SUBSIDIARIES

## Consolidated statement of profit or loss For the six months period ended 30 June 2016

(All amounts in Egyptian Pounds)

	Note	The six months period ended		The three months period ended	
		30 June 2016	30 June 2015	30 June 2016	30 June 2015
Revenue		1,068,306,528	1,043,717,327	550,216,135	514,815,652
Cost of goods sold		(660,527,109)	(647,459,969)	(348,108,314)	(321,111,551)
<b>Gross profit</b>		<b>407,779,419</b>	<b>396,257,358</b>	<b>202,107,821</b>	<b>193,704,101</b>
Distribution cost		(161,815,616)	(133,681,634)	(86,908,857)	(63,502,870)
Administrative expenses		(89,648,871)	(81,780,988)	(46,132,645)	(36,048,200)
Other income	23	6,966,627	3,487,361	2,842,614	1,678,588
Other gains / (losses) - net	24	(53,977,792)	4,989,708	(7,673,301)	1,418,242
<b>Profit from operations</b>		<b>109,303,767</b>	<b>189,271,805</b>	<b>64,235,632</b>	<b>97,249,861</b>
Finance income	25	15,133,448	12,879,544	6,689,207	6,327,998
Finance cost	25	(24,994,057)	(14,081,870)	(14,394,538)	(9,509,322)
<b>Finance cost, net</b>		<b>(9,860,609)</b>	<b>(1,202,326)</b>	<b>(7,705,331)</b>	<b>(3,181,324)</b>
<b>Profit before income tax</b>		<b>99,443,158</b>	<b>188,069,479</b>	<b>56,530,301</b>	<b>94,068,537</b>
Income tax expense	26	(25,182,104)	(61,641,300)	(14,937,069)	(27,105,030)
<b>Net profit</b>		<b>74,261,054</b>	<b>126,428,179</b>	<b>41,593,232</b>	<b>66,963,507</b>
<b>Earnings per share (expressed in EGP per share):</b>					
Basic earnings per share	27	0.10	0.17	0.06	0.09
Diluted earnings per share	27	0.10	0.17	0.06	0.09
<b>Net Profit is attributable to</b>					
Shareholders' equity		72,422,435	124,921,191	40,915,723	66,204,217
Non-controlling interest		1,838,619	1,506,988	677,509	759,290
<b>Net profit for the period</b>		<b>74,261,054</b>	<b>126,428,179</b>	<b>41,593,232</b>	<b>66,963,507</b>

The above consolidated statement of profit or loss should be read in conjunction with the accompanying notes.

# EDITA FOOD INDUSTRIES (S.A.E) AND ITS SUBSIDIARIES

## Consolidated statement of comprehensive income For the six months period ended 30 June 2016

(All amounts in Egyptian Pounds)

	The six months period ended		The three months period ended	
	30 June 2016	30 June 2015	30 June 2016	30 June 2015
<b>Profit for the period</b>	74,261,054	126,428,179	41,593,232	66,963,507
<b>Items that may be reclassified to profit or loss</b>				
Other comprehensive income for the period net of tax	(19,893)	1,878	3,611	(3,641)
<b>Total comprehensive income for the period</b>	<b>74,241,161</b>	<b>126,430,057</b>	<b>41,596,843</b>	<b>66,959,866</b>
<b>Total comprehensive income is attributable to</b>				
Owners of the parent	72,402,542	124,923,069	40,919,334	66,200,576
Non-controlling interest	1,838,619	1,506,988	677,509	759,290
<b>Total comprehensive income for the period</b>	<b>74,241,161</b>	<b>126,430,057</b>	<b>41,596,843</b>	<b>66,959,866</b>

The above consolidated statement of comprehensive income should be read in conjunction with the accompanying notes.

# **EDITA FOOD INDUSTRIES (S.A.E.) AND ITS SUBSIDIARIES**

## **Changes in shareholders' equity For the six months period ended 30 June 2016**

	Paid up capital	Legal reserve	Foreign currency translation	Retained earnings	Total Owners' Equity		
					Total shareholders	Non- controlling interest	Total owners' equity
<b>Balance at 1 January 2015</b>	72,536,290	31,103,903	3,501	720,134,419	823,778,113	1,966,793	825,744,906
Net profit for the period	-	-	-	124,921,191	124,921,191	1,506,988	126,428,179
Other comprehensive income for the period	-	-	1,878	-	1,878	-	1,878
Assets revaluation reserve	-	-	-	-	-	(1,200)	(1,200)
<b>Total other comprehensive income for the period</b>	-	-	1,878	124,921,191	124,923,069	1,505,788	126,428,857
<b>Balance at 30 June 2015</b>	<b>72,536,290</b>	<b>31,103,903</b>	<b>5,379</b>	<b>845,055,610</b>	<b>948,701,182</b>	<b>3,472,581</b>	<b>952,173,763</b>
<b>Balance at 1 January 2016</b>	72,536,290	38,947,275	5,568	1,057,715,965	1,169,205,098	5,617,437	1,174,822,535
Net profit for the period	-	-	-	72,422,435	72,422,435	1,838,619	74,261,054
Other comprehensive income for the period	-	-	(19,893)	-	(19,893)	-	(19,893)
<b>Total other comprehensive income for the period</b>	-	-	(19,893)	72,422,435	72,402,542	1,838,619	74,241,161
Dividends distribution for 2015	-	-	-	(81,032,063)	(81,032,063)	-	(81,032,063)
<b>Balance at 30 June 2016</b>	<b>145,072,580</b>	<b>38,947,275</b>	<b>(14,325)</b>	<b>976,570,047</b>	<b>1,160,575,577</b>	<b>7,456,056</b>	<b>1,178,583,963</b>
Non controlling interest share in capital	-	-	-	-	-	10,552,330	10,552,330
Increase of subsidiary	-	-	-	-	-	-	-
Bonus shares, capital increase	72,536,290	-	-	(72,536,290)	-	-	-
<b>Balance at 30 June 2016</b>	<b>145,072,580</b>	<b>38,947,275</b>	<b>(14,325)</b>	<b>976,570,047</b>	<b>1,160,575,577</b>	<b>7,456,056</b>	<b>1,178,583,963</b>

The above consolidated statement of changes in shareholders' equity should be read in conjunction with the accompanying notes.

# EDITA FOOD INDUSTRIES (S.A.E) AND ITS SUBSIDIARIES

## Consolidated statement of cash flows For the six months period ended 30 June 2016

(All amounts in Egyptian Pounds)

	Notes	30 June 2016	30 June 2015
<b><u>Cash flows from operating activities</u></b>			
Cash inflow operations	29	56,994,103	190,819,026
Interest paid		(26,310,501)	(13,516,211)
Income tax paid		(45,727,713)	(99,820,512)
<b>Net cash (outflow) inflow operating activities</b>		<b>(15,044,111)</b>	<b>77,482,303</b>
<b><u>Cash flows from investing activities</u></b>			
Purchase of property, plant and equipment	5	(117,465,586)	(172,168,956)
Payment for Intangible assets		-	(94,292,984)
Proceeds from sale of property, plant and equipment		424,868	8,322,967
Interest received		16,082,746	12,879,544
Payment for purchase of treasury bills		(148,170,439)	(105,120,837)
Proceeds from sale of treasury bills		146,644,260	106,014,124
<b>Net cash outflow investing activities</b>		<b>(102,484,151)</b>	<b>(244,366,142)</b>
<b><u>Cash flows from financing activities</u></b>			
Proceed from Non controlling interest		10,552,330	-
Dividends paid to Shareholders		(81,032,063)	-
Repayment of borrowings		(166,642,278)	(44,099,934)
Proceeds from borrowings		152,131,271	160,071,614
<b>Net cash (outflow) inflow financing activities</b>		<b>(84,990,740)</b>	<b>115,971,680</b>
<b>Net decrease in cash and cash equivalents</b>		<b>(202,519,002)</b>	<b>(50,912,159)</b>
Cash and cash equivalents at beginning of the period		239,645,624	172,883,255
<b>Cash and cash equivalents at end of the period</b>	10	<b>37,126,622</b>	<b>121,971,096</b>

The above Consolidated statement of cash flows should be read in conjunction with the accompanying notes.



## **EDITA FOOD INDUSTRIES (S.A.E.) AND ITS SUBSIDIARIES**

### **Notes to the consolidated interim financial statements "IFRS" For the six months period ended 30 June 2016**

(In the notes all amounts are shown in Egyptian Pounds unless otherwise stated)

---

#### **1. General information**

Edita Food Industries S.A.E. was established in July 9, 1996, under the investment Law No. 230 of 1989 and the money market Law No. 95 of 1992 and is registered in the commercial register under number 692 Cairo.

Consolidated financial statements of the Group comprise financial statements of Edita Food Industries Company (S.A.E.) and its subsidiaries (together referred to as the "Group").

The Group provides manufacturing, producing and packing of all food products and producing and packing of juices, jams, readymade food, cakes, pastry, milk products, meat, vegetables, fruits, chocolate, vegetarian products and other food products with all necessary ingredients.

The Group's financial year start on 1 January and ends on 31 December each year.

The main shareholders are BERCO Limited which owns 41.815% of the company's share capital and Bank New York Mellon which owns 23.589% and Exoder participation, "Exoder Limited", domiciled in Cyprus which owns 12.975% of the company's share capital and Africa Samba B.V. which owns 7.5% and other shareholder owing 14.121% of company's share capital.

These Interim Consolidated financial statements have been approved by the Chairman and Managing Director on 7 August 2016.

The parent Company:

#### **Edita Food Industries:**

Edita food industries is the holding company. The company provides manufacturing, producing and packing of all food products and producing and packing of readymade food, cakes, pastry, milk, chocolate and other food products with all necessary ingredients and sell the products to Digma for Trading.

The group is composed of the following subsidiaries:

#### **Digma for Trading:**

Digma for trading main activity is wholesale and retail trading in consumable goods. The Company also acts as a distributor for local and foreign factories and companies producing these goods and also imports and exports, in accordance with laws and regulations. The company buys from Edita confectionery industries and Edita food industries and distributes to others.

#### **Edita Confectionery Industries:**

The company's purpose is to build and operate a factory for production, sales of distributions of Sweets, Toofy, Jelly and Caramel other nutrition materials and sell the products to Digma for Trading.

#### **Edita participation limited:**

The principal activities of the company are the provision of services and the holding of investments but the Company does not have any operations until now and all its transactions are immaterial

## EDITA FOOD INDUSTRIES (S.A.E.) AND ITS SUBSIDIARIES

### Notes to the consolidated interim financial statements "IFRS"

For the six months period ended 30 June 2016

(In the notes all amounts are shown in Egyptian Pounds unless otherwise stated)

#### General information (continued)

	Principle place of business	Interest held by non- controlling interest
Digma for trading	Egypt	0.20%
Edita Confectionery Industries	Egypt	22.3%

#### Financial information about the subsidiaries of the group as at 30 June 2016

Name of subsidiary	Total Assets	Total Equity	Total Sales	Net Profit/ (loss)
Digma for trading	308,751,424	241,045,080	997,067,777	23,872,665
Edita Confectionery Industries	146,092,623	80,177,872	45,101,559	7,975,534
Edita participation limited	170,690	(142,205)	-	(15,125)

The above mentioned financial information are related to amounts as included in the separate financial statements which have been used in the consolidation

## 2. Summary of significant accounting policies

The principal accounting policies applied in the preparation of these Interim Consolidated financial statements are set out below. These policies have been consistently applied to all the years presented, unless otherwise stated.

### A. Basis of preparation

These Interim Consolidated financial statements have been prepared in accordance with International Financial Reporting Standards and IFRIC interpretations applicable to companies reporting under IFRS, the financial statements comply with IFRS as issued by International Accounting Standards Board IASB.

These Interim Consolidated financial statements have been prepared under the historical cost convention.

The preparation of the Interim Consolidated financial statements in conformity with International Financial Reporting Standards requires the use of certain critical accounting estimates. It also requires management to exercise its judgment in the process of applying the group's accounting policies. The areas involving a higher degree of judgment or complexity, or areas where assumptions and estimates are significant to the Interim Consolidated financial statements are disclosed in note 4.

## **EDITA FOOD INDUSTRIES (S.A.E.) AND ITS SUBSIDIARIES**

### **Notes to the consolidated interim financial statements "IFRS" For the six months period ended 30 June 2016**

(In the notes all amounts are shown in Egyptian Pounds unless otherwise stated)

---

#### **Basis of preparation (continued)**

##### **New standards and amendments**

Certain standards and interpretations apply for the first time to financial reporting periods commencing on or after 1 January 2015 which includes IFRS 8 which requires disclosure of the judgments made by management in aggregating operating segments and clarifies that a reconciliation of segment assets must only be disclosed if segment assets are reported, also the Defined Benefit Plans: Employee Contributions (Amendments to IAS 19) as The amendments clarify the accounting for defined benefit plans that require employees or third parties to contribute towards the cost of the benefits.

Certain new accounting standards and interpretations have been published that are not mandatory for the current year and have not been early adopted by the group related to:

- (i) IFRS 9 that introduces new rules for hedge accounting that made further changes to the classification and measurement rules and also introduced a new impairment model,
- (ii) IFRS 15 relates to revenue from contracts with customers this will replace IAS 18 which covers contracts for goods and services and IAS 11 which covers construction contracts.
- (iii) IFRS 16, 'Leases' addresses the definition of a lease, recognition and measurement of leases and establishes principles for reporting useful information to users of financial statements about the leasing activities of both lessees and lessors. A key change arising from IFRS 16 is that most operating leases will be accounted for on balance sheet for lessees. The standard replaces IAS 17 'Leases', and related interpretations.

The group is examining the impact of these standards in its financial statements.

#### **B. Basis of consolidation**

##### **1. Subsidiaries**

Subsidiaries are all entities (including structured) over which the group has control. The group controls an entity when the group is exposed to, or has rights to, variable returns from its involvement with the entity and has the ability to affect those returns through its power over the entity. Subsidiaries are fully consolidated from the date on which control is transferred to the group. They are deconsolidated from the date that control ceases.

The group applies the acquisition method to account for business combinations. The consideration transferred for the acquisition of a subsidiary is the fair values of the assets transferred, the liabilities incurred to the former owners of the acquiree and the equity interests issued by the group. The consideration transferred includes the fair value of any asset or liability resulting from a contingent consideration arrangement. Identifiable assets acquired and liabilities and contingent liabilities assumed in a business combination are measured initially at their fair values at the acquisition date. The group recognises any non-controlling interest in the acquiring on an acquisition-by-acquisition basis, either at fair value or at the non-controlling interest's proportionate share of the recognized amounts of acquiree's identifiable net assets. Acquisition-related costs are expensed as incurred.

If the business combination is achieved in stages, the acquisition date carrying value of the acquirer's previously held equity interest in the acquiree is re-measured to fair value at the acquisition date; any gains or losses arising from such re-measurement are recognized in profit or loss.

## **EDITA FOOD INDUSTRIES (S.A.E.) AND ITS SUBSIDIARIES**

### **Notes to the consolidated interim financial statements "IFRS"**

**For the six months period ended 30 June 2016**

(In the notes all amounts are shown in Egyptian Pounds unless otherwise stated)

---

#### **Basis of consolidation (continued)**

Any contingent consideration to be transferred by the group is recognized at fair value at the acquisition date. Subsequent changes to the fair value of the contingent consideration that is deemed to be an asset or liability is recognized in accordance with IAS 39 either in profit or loss or as a change to other comprehensive income. Contingent consideration that is classified as equity is not re-measured, and its subsequent settlement is accounted for within equity.

Inter-company transactions, balances and unrealized gains on transactions between group companies are eliminated. Unrealized losses are also eliminated. Unless the transaction provides evidence of an impairment of transferred asset. When necessary amounts reported by subsidiaries have been adjusted to confirm to the group's accounting policies.

#### **2. Changes in ownership interests**

Transactions with non-controlling interests that do not result in loss of control are accounted for as equity transactions – that is, as transactions with the owners in their capacity as owners. The difference between fair value of any consideration paid and the relevant share acquired of the carrying value of net assets of the subsidiary is recorded in equity. Gains or losses on disposals to non-controlling interests are also recorded in equity.

#### **3. Principles of consolidation and equity accounting**

When the group ceases to have control any retained interest in the entity is remeasured to its fair value at the date when control is lost, with the change in carrying amount recognized in profit or loss. The fair value is the initial carrying amount for the purposes of subsequently accounting for the retained interest as an associate, joint venture or financial asset. In addition, any amounts previously recognized in other comprehensive income in respect of that entity are accounted for as if the group had directly disposed of the related assets or liabilities. This may mean that amounts previously recognized in other comprehensive income are reclassified to profit or loss.

### **C. Foreign currency translation**

#### **(1) Functional and presentation currency**

Items included in the financial statements each of the group's entities are measured using the currency of the primary economic environment in which the entity operates ('the functional currency'). All entities in Egyptian Pound except for Edita Participation Limited is in Euro.

The Interim Consolidated financial statements are presented in Egyptian Pounds, which is the group's presentation currency.

#### **(2) Transactions and balances**

Foreign currency transactions are translated into the functional currency using the exchange rates at the dates of the transactions. Foreign exchange gains and losses resulting from the settlement of such transactions and from the translation of monetary assets and liabilities denominated in foreign currencies at year end exchange rates are generally recognized in profit or loss, they are deferred in equity if they are attributable to part of the net investment in foreign operations.

Foreign exchange gains and losses that relate to borrowings are presented in the statement of profit or loss, within finance costs. All other foreign exchange gains and losses are presented in the statement of profit or loss on a net basis within other gains and losses.

## **EDITA FOOD INDUSTRIES (S.A.E.) AND ITS SUBSIDIARIES**

### **Notes to the consolidated interim financial statements "IFRS" For the six months period ended 30 June 2016**

(In the notes all amounts are shown in Egyptian Pounds unless otherwise stated)

---

#### **Foreign currency translation (continued)**

##### **(3) Group companies**

The results and financial position of foreign operations (none of which has the currency of a hyper-inflationary economy) that have a functional currency different from the presentation currency are translated into the presentation currency as follows:

- (a) Monetary assets and monetary liabilities for each balance sheet presented are translated at the closing rate at the date of that balance sheet;
- (b) Income and expenses for each statement of profit or loss and statement of comprehensive income are translated at average exchange rates (unless this average is not a reasonable approximation of the cumulative effect of the rates prevailing on the transaction dates, in which case income and expenses are translated at the rate on the dates of the transactions); and
- (c) All resulting exchange differences are recognized in other comprehensive income.  
The foreign currency exchange arising from translation of the net investment in foreign entities and loans or financial instruments in foreign currencies allocated to cover these investments are recognized in the equity in the Interim Consolidated financial statement. The foreign currencies exchange charged to the equity are recognized as part of gain or loss upon the disposal of these investments.

Goodwill and fair value adjustments arising on the acquisition of a foreign entity are treated as assets and liabilities of the foreign entity and translated at the closing rate. Exchange differences arising are recognized in other comprehensive income.

#### **D. Property, plant and equipment**

All property, plant and equipment are stated at historical cost less accumulated depreciation. Historical cost includes expenditure that is directly attributable to the acquisition of the items.

Subsequent costs are included in the asset's carrying amount or recognized as a separate asset, as appropriate, only when it is probable that future economic benefits associated with the item will flow to the group and the cost of the item can be measured reliably. The carrying amount of the replaced part is derecognised. All other repairs and maintenance are charged to the statements of Profit or loss during the financial year in which they are incurred.

Land is not depreciated. Depreciation on other assets is calculated using the straight-line method to allocate their cost or revalued amounts to their residual value over their estimated useful lives, as follows:

Buildings	25 - 50 years
Machinery & equipment	20 years
Vehicles	5 – 8 years
Tools & equipment	3 - 5 years
Furniture & office equipment	4 - 5 years

## **EDITA FOOD INDUSTRIES (S.A.E.) AND ITS SUBSIDIARIES**

### **Notes to the consolidated interim financial statements "IFRS" For the six months period ended 30 June 2016**

(In the notes all amounts are shown in Egyptian Pounds unless otherwise stated)

---

#### **Property, plant and equipment (continued)**

The assets' residual values and useful lives are reviewed, and adjusted if appropriate, at the end of each reporting period.

An asset's carrying amount is written down immediately to its recoverable amount if the asset's carrying amount is greater than its estimated recoverable amount.

Gains and losses on disposals are determined by comparing the proceeds with the carrying amount and are recognized within "other gains / (losses) in the statement of profit or loss.

#### **E. Impairment of non-financial assets**

Intangible assets that have an indefinite useful life are not subject to amortisation and are tested annually for impairment. Assets that are subject to amortisation are reviewed for impairment whenever events or changes in circumstances indicate that the carrying amount may not be recoverable. An impairment loss is recognised for the amount by which the asset's carrying amount exceeds its recoverable amount. The recoverable amount is the higher of an asset's fair value less costs to sell and value in use. For the purposes of assessing impairment, assets are grouped at the lowest levels for which there are separately identifiable cash flows (cash-generating units). Non-financial assets other than goodwill that suffered impairment are reviewed for possible reversal of the impairment at each reporting date.

#### **F. Financial assets**

##### **(1) Classification**

The group classifies its financial assets in the following categories, loans and receivables, and held to maturity (treasury bills). The classification depends on the purpose for which the financial assets were acquired. Management determines the classification of its financial assets at initial recognition and in the case of assets classified as held to maturity, reevaluate this designation at the end of each reporting period.

##### **(a) Loans and receivables**

Loans and receivables are non-derivative financial assets with fixed or determinable payments that are not quoted in an active market. They are included in current assets, except for maturities greater than 12 months after the end of the reporting period. These are classified as non-current assets. The group's loans and receivables comprise 'trade and other receivables' and 'cash and cash equivalents' and 'treasury bills' in the balance sheet

##### **(b) Held to maturity investments**

The group classifies investments as held-to-maturity (treasury bills) if they are non-derivative financial assets and have fixed or determinable payments and fixed maturities and the group intends to, and is able to, hold them to maturity.

Held-to-maturity financial assets are included in non-current assets, except for those with maturities less than 12 months from the end of the reporting period, which would be classified as current assets.

## **EDITA FOOD INDUSTRIES (S.A.E.) AND ITS SUBSIDIARIES**

### **Notes to the consolidated interim financial statements "IFRS" For the six months period ended 30 June 2016**

(In the notes all amounts are shown in Egyptian Pounds unless otherwise stated)

---

#### **Financial assets (continued)**

##### **(2) Recognition and derecognition**

Regular purchases and sales of financial assets are recognised on trade-date, the date on which the group commits to purchase or sell the asset. Financial assets are derecognised when the rights to receive cash flows from the financial assets have expired or have been transferred and the group has transferred substantially all the risks and rewards of ownership.

##### **(3) Measurement**

At initial recognition, the group measures a financial asset at its fair value plus, in the case of a financial asset not at fair value through profit or loss, transaction costs that are directly attributable to the acquisition of the financial asset.

Loans and receivables and held-to-maturity investments are subsequently carried at amortised cost using the effective interest method.

Interest on held-to-maturity investments and loans and receivables calculated using the effective interest method is recognised in the statement of profit or loss as part of revenue from continuing operations.

##### **(4) Impairment**

The group assesses at the end of each reporting period whether there is objective evidence that a financial asset or group of financial assets is impaired. A financial asset or a group of financial assets is impaired and impairment losses are incurred only if there is objective evidence of impairment as a result of one or more events that occurred after the initial recognition of the asset (a 'loss event') and that loss event (or events) has an impact on the estimated future cash flows of the financial asset or group of financial assets that can be reliably estimated.

For loans and receivables, the amount of the loss is measured as the difference between the asset's carrying amount and the present value of estimated future cash flows (excluding future credit losses that have not been incurred) discounted at the financial asset's original effective interest rate. The carrying amount of the asset is reduced and the amount of the loss is recognised in profit or loss. As a practical expedient, the group may measure impairment on the basis of an instrument's fair value using an observable market price.

If, in a subsequent period, the amount of the impairment loss decreases and the decrease can be related objectively to an event occurring after the impairment was recognised (such as an improvement in the debtor's credit rating), the reversal of the previously recognised impairment loss is recognised in profit or loss.

## **EDITA FOOD INDUSTRIES (S.A.E.) AND ITS SUBSIDIARIES**

### **Notes to the consolidated interim financial statements "IFRS" For the six months period ended 30 June 2016**

(In the notes all amounts are shown in Egyptian Pounds unless otherwise stated)

---

#### **G. Intangible assets**

Intangible assets (Trademarks) have indefinite useful lives as there is no foreseeable limit on the period of time over which the brands are expected to exist and generate cash Flows, and are carried at cost less impairment losses. Historical cost includes all expenses associated with the acquisition of an intangible asset,

The trademark is recognized as an intangible asset as the license is perpetual, irrevocable and exclusive including the trademark in the territory in connection with the cake products, the brand has an established presence in the territory in which it is licensed to operate for over 23 years in addition the company has a strong historic financial track record and forecasts continued growth also, the knowhow and perpetual license not exposed to typical obsolescence as it relates to a food stuff. The brand remain popular in the Middle East and the company does not foresee any decline in the foreseeable future)

Intangible assets (know how) have finite useful life and is carried at cost less accumulated amortization. Amortization of intangible assets which have finite useful lives is calculated using the straight line method, know how is amortized over 25 years, the Company's management put into consideration the following factors in determining the useful lives of the intangible assets that have finite useful lives:

- The expected usage of the asset by the entity and whether the asset could be managed efficiently by another management team;
- Typical product life cycles for the asset and public information on estimates of useful lives of similar assets that are used in a similar way;
- Technical, technological, commercial or other types of obsolescence;
- The stability of the industry in which the asset operates and changes in the market demand for the products or services output from the asset;
- The level of maintenance expenditure required to obtain the expected future economic benefits from the asset and the entity's ability and intention to reach such a level;
- The period of control over the asset and legal or similar limits on the use of the asset, such as the expiry dates of related leases; and
- Whether the useful life of the asset is dependent on the useful life of other assets of the entity.

#### **H. Inventories**

Inventories are stated at the lower of cost or net realisable value. Cost is determined using the moving average method. The cost of finished goods and work in progress comprises raw materials, direct labour, other direct costs and related production overheads (based on normal operating capacity) but excludes borrowing costs. Net realisable value is the estimated selling price in the ordinary course of business, less the costs of completion and estimated costs necessary to make the sale. And the provision for obsolete inventory is created in accordance to the management's assessment.



## **EDITA FOOD INDUSTRIES (S.A.E.) AND ITS SUBSIDIARIES**

### **Notes to the consolidated interim financial statements "IFRS"**

**For the six months period ended 30 June 2016**

(In the notes all amounts are shown in Egyptian Pounds unless otherwise stated)

#### **I. Trade receivables**

Trade receivables are recognized initially at fair value and subsequently measured at amortised cost using the effective interest method, less provision for impairment.

Trade receivables are amounts due from customers for goods' sold in the ordinary course of business. If collection is expected in one year or less (or in the normal operating cycle of the business if longer), they are classified as current assets. If not, they are presented as non-current assets.

#### **J. Cash and cash equivalents**

In the Interim Consolidated statement of cash flows, cash and cash equivalents includes cash in hand, deposits held at call with banks, other short-term highly liquid investments with original maturities of three months or less that are readily convertible to known amounts of cash and which are subject to an insignificant risk of changes in value, and bank overdrafts and treasury bills. In the Interim Consolidated balance sheet, bank overdrafts are shown within borrowings in current liabilities in the balance sheet.

#### **K. Share capital**

Ordinary shares are classified as equity.

Incremental costs directly attributable to the issue of new ordinary shares or options are shown in equity as a deduction, net of tax, from the proceeds.

#### **L. Trade payables**

Trade payables are obligations to pay for goods or services that have been acquired in the ordinary course of business from suppliers. Accounts payable are classified as current liabilities if payment is due within one year or less (or in the normal operating cycle of the business if longer). If not, they are presented as non-current liabilities.

Trade payables are recognized initially at fair value and subsequently measured at amortised cost using the effective interest method.

#### **M. Borrowings**

Borrowings are recognized initially at fair value, net of transaction costs incurred.

Borrowings are subsequently carried at amortized cost; any difference between the proceeds (net of transaction costs) and the redemption value is recognized in the statement of profit or loss over the period of the borrowings using the effective interest method.

Borrowings are classified as current liabilities unless the Group has an unconditional right to defer settlement of the liability for at least 12 months after the end of the reporting period.

## **EDITA FOOD INDUSTRIES (S.A.E.) AND ITS SUBSIDIARIES**

### **Notes to the consolidated interim financial statements "IFRS" For the six months period ended 30 June 2016**

(In the notes all amounts are shown in Egyptian Pounds unless otherwise stated)

---

#### **N. Borrowing costs**

General and specific borrowing costs directly attributable to the acquisition, construction or production of qualifying assets, which are assets that necessarily take a substantial period of time to get ready for their intended use or sale, are added to the cost of those assets, until such time as the assets are substantially ready for their intended use or sale.

Investment income earned on the temporary investment of specific borrowings pending their expenditure on qualifying assets is deducted from the borrowing costs eligible for capitalization.

All other borrowing costs are recognized in profit or loss in the period in which they are incurred.

#### **O. Income tax**

The income tax expense or credit for the period is the tax payable on the current period's taxable income based on the applicable income tax rate for each jurisdiction adjusted by changes in deferred tax assets and liabilities attributable to temporary differences and to unused tax losses.

The current income tax charge is calculated on the basis of the tax laws enacted or substantively enacted at the end of the reporting period in the countries where the company's subsidiaries and associates operate and generate taxable income. Management periodically evaluates positions taken in tax returns with respect to situations in which applicable tax regulation is subject to interpretation. It establishes provisions where appropriate on the basis of amounts expected to be paid to the tax authorities.

Deferred income tax is provided in full, using the liability method, on temporary differences arising between the tax bases of assets and liabilities and their carrying amounts in the Interim Consolidated financial statements. However, deferred tax liabilities are not recognised if they arise from the initial recognition of goodwill. Deferred income tax is also not accounted for if it arises from initial recognition of an asset or liability in a transaction other than a business combination that at the time of the transaction affects neither accounting nor taxable profit nor loss. Deferred income tax is determined using tax rates (and laws) that have been enacted or substantially enacted by the end of the reporting period and are expected to apply when the related deferred income tax asset is realised or the deferred income tax liability is settled.

The deferred tax liability in relation to investment property that is measured at fair value is determined assuming the property will be recovered entirely through sale.

Deferred tax assets are recognised only if it is probable that future taxable amounts will be available to utilise those temporary differences and losses.

Deferred tax liabilities and assets are not recognised for temporary differences between the carrying amount and tax bases of investments in foreign operations where the company is able to control the timing of the reversal of the temporary differences and it is probable that the differences will not reverse in the foreseeable future.

## **EDITA FOOD INDUSTRIES (S.A.E.) AND ITS SUBSIDIARIES**

### **Notes to the consolidated interim financial statements "IFRS"**

**For the six months period ended 30 June 2016**

(In the notes all amounts are shown in Egyptian Pounds unless otherwise stated)

---

#### **Income tax (continued)**

Deferred tax assets and liabilities are offset when there is a legally enforceable right to offset current tax assets and liabilities and when the deferred tax balances relate to the same taxation authority. Current tax assets and tax liabilities are offset where the entity has a legally enforceable right to offset and intends either to settle on a net basis, or to realise the asset and settle the liability simultaneously.

Current and deferred tax is recognised in profit or loss, except to the extent that it relates to items recognised in other comprehensive income or directly in equity. In this case, the tax is also recognised in other comprehensive income or directly in equity, respectively.

#### **P. Employee benefits**

##### **(1) Pension obligations**

A defined contribution plan is a pension plan under which the Company pays fixed contribution when the conditions illustrated in the Company's policy is met. The Company has no legal obligation to pay further contributions to its employees which is related to employee service in the current and prior periods. A defined benefit plan is a pension plan of the staff.

##### **(2) Defined benefit pension plans**

The Company has a defined benefit plan which is a plan that defines an amount of benefits to be provided in the form of half month payment for each year they had worked for the Company for employees who reach the age of sixty, according to the following criteria:

- The contribution is to be paid to employees for their working period at the Company only
- The working period must be not less than ten years
- The maximum contribution is 12 months salary

The liability in respect of defined benefit pension plans is the present value of the defined benefit obligation at the balance sheet date minus the fair value of plan assets, together with adjustments for actuarial gains/losses and past service cost. The defined benefit obligation is calculated annually by independent actuary using the projected unit credit method. The present value of the defined benefit obligation is determined by the estimated future cash outflows using interest rates of government bonds, which have terms to maturity approximating the terms of the related liability.

Actuarial gains and losses arising from experience adjustments, changes in actuarial assumptions and amendments to retirement plans are recognized in other comprehensive income

The net interest cost is calculated by applying the discount rate to the net balance of the defined benefit obligation and the fair value of plan assets. This cost is included in employee benefit expense in the statement of profit or loss.

## **EDITA FOOD INDUSTRIES (S.A.E.) AND ITS SUBSIDIARIES**

### **Notes to the consolidated interim financial statements "IFRS"**

**For the six months period ended 30 June 2016**

(In the notes all amounts are shown in Egyptian Pounds unless otherwise stated)

---

#### **Employee benefits (continued)**

##### **(3) Short-term obligations**

Liabilities for wages and salaries, including non-monetary benefits that are expected to be settled wholly within 12 months after the end of the period in which the employees render the related service are recognised in respect of employees' services up to the end of the reporting period and are measured at the amounts expected to be paid when the liabilities are settled. All other short-term employee benefit obligations are presented as payables.

##### **(4) Dividends distribution**

The group recognises a liability and an expense for bonuses and profit-sharing based on a formula that takes into consideration the profit attributable to the company's shareholders after certain adjustments. The group recognises an accrual where contractually obliged or where there is a past practice that has created a constructive obligation.

##### **(5) Termination benefits**

Termination benefits are payable when employment is terminated by the Group before the normal retirement date, or when an employee accepts voluntary redundancy in exchange for these benefits. The Group recognises termination benefits at the earlier of the following dates: (a) when the Group can no longer withdraw the offer of those benefits; and (b) when the entity recognises costs for a restructuring that is within the scope of IAS 37 and involves the payment of terminations benefits. In the case of an offer made to encourage voluntary redundancy, the termination benefits are measured based on the number of employees expected to accept the offer and in accordance with labour law. Falling due more than 12 months after the end of the reporting period are discounted to present value.

#### **Q. Provisions**

Provisions are recognized when: the group has a present legal or constructive obligation as a result of past events; it is probable that an outflow of resources will be required to settle the obligation; and the amount has been reliably estimated. Provisions are not recognized for future operating losses.

Provisions are measured at the present value of the expenditures expected to be required to settle the obligation using a pre-tax rate that reflects current market assessments of the time value of money and the risks specific to the obligation. The increase in the provision due to passage of time is recognised as interest expense.

## **EDITA FOOD INDUSTRIES (S.A.E.) AND ITS SUBSIDIARIES**

### **Notes to the consolidated interim financial statements "IFRS"**

**For the six months period ended 30 June 2016**

(In the notes all amounts are shown in Egyptian Pounds unless otherwise stated)

#### **R. Revenue recognition**

Revenue is measured at the fair value of the consideration received or receivable, and represents amounts receivable disclosed as revenue, stated net of discounts, returns and value added taxes. The group recognizes revenue when the amount of revenue can be reliably measured; when it is probable that future economic benefits will flow to the entity; and when specific criteria have been met for each of the Group's activities, as described below. The Group bases its estimate of return on historical results, taking into consideration the type of customer, the type of transaction and the specifics of each arrangement.

##### **(1) Sales of goods – whole sale**

Sales of goods are recognized when a Group has delivered products to the wholesaler, the wholesaler has full discretion over the channel and price to sell the products, and there is no unfulfilled obligation that could affect the wholesaler's acceptance of the products. Delivery does not occur until the products have been shipped to the specified location, the risks of obsolescence and loss have been transferred to the wholesaler, and either the wholesaler has accepted the products in accordance with the sales contract, the acceptance provisions have lapsed or the group has objective evidence that all criteria for acceptance have been satisfied.

##### **(2) Interest income**

Interest income is recognized using the effective interest method. When a receivable is impaired, the Group reduces the carrying amount to its recoverable amount, being the estimated future cash flow discounted at the original effective interest rate of the instrument, and continues unwinding the discount as interest income. Interest income on impaired receivables is recognized using the original effective interest rate.

##### **(3) Dividend income**

Dividend income is recognised when the right to receive payment is established.

##### **(4) Export subsidy**

The Company obtains a subsidy against exporting some of its production. The subsidy is calculated based on a percentage from the total exports invoices determined by the Export Development Fund related to the Commercial and Industry Ministry. Export subsidy is recognized in the statement of profit or loss as other income when received in cash after meeting all required criteria.

#### **S. Leases**

Leases in which a significant portion of the risks and rewards of ownership are retained by the lessor are classified as operating leases. Payments made under operating leases (net of any incentives received from the lessor) are charged to the statements of Profit or loss on a straight-line basis over the period of the lease.

## **EDITA FOOD INDUSTRIES (S.A.E.) AND ITS SUBSIDIARIES**

### **Notes to the consolidated interim financial statements "IFRS"**

**For the six months period ended 30 June 2016**

(In the notes all amounts are shown in Egyptian Pounds unless otherwise stated)

---

#### **T. Dividend distribution**

Dividend distribution to the Group's shareholders is recognized as a liability in the Group's financial statements in the period in which the dividends are approved by the Group's shareholders.

#### **U. Earnings per share**

##### **(1) Basic earnings per share**

Basic earnings per share is calculated by dividing the profit attributable to owners of the Group excluding any costs of servicing equity other than ordinary shares by the weight average number of ordinary shares in issue during the year excluding ordinary shares purchase by the Group and held as treasury shares.

##### **(2) Diluted earnings per share**

Diluted earnings per share is calculated by adjusting the weighted average number of ordinary shares outstanding to assume conversion of all dilutive potential ordinary shares. The Group does not have any categories of dilutive potential ordinary shares, hence the diluted earnings per share is the same as the basic earnings per share.

#### **V. Segment Reporting**

Operating segments are reported in a manner consistent with the internal reporting provided to the chief operating decision-maker. The board has appointed a chief operating decision-maker who assess the financial performance and position of the group, and makes strategic decisions. Which has been identified as the chief executive officer.

#### **W. Comparative figures**

Where necessary, comparative figures have been reclassified to conform to changes in presentation in the current year.

### **3. Financial risk management**

#### **(1) Financial risk factors**

The group's activities expose it to a variety of financial risks: market risk (including foreign exchange risk, price risk and cash flow and fair value interest rate risk), credit risk and liquidity risk. The group's management focuses on the unpredictability of financial markets and seeks to minimize potential adverse effects on the group's financial performance.

##### **(A) Market risk**

###### **(i) Foreign exchange risk**

The group is exposed to foreign exchange risk arising from various currency exposures, primarily with respect to the Euro and US dollar. Foreign exchange risk arises from future commercial transactions, recognized assets and liabilities and net investments in foreign operations.

## EDITA FOOD INDUSTRIES (S.A.E.) AND ITS SUBSIDIARIES

### Notes to the consolidated interim financial statements "IFRS"

For the six months period ended 30 June 2016

(In the notes all amounts are shown in Egyptian Pounds unless otherwise stated)

#### Financial risk management (continued)

The Company covers part of its imports of raw materials in foreign currency by local banks that the Company deals with in official rates and the rest from its exports in US Dollars

During the period / year, the following foreign-exchange related amounts were recognised in profit or loss and other comprehensive income:

	30 June 2016	31 December 2015
<b>Amounts recognised in profit or loss</b>		
Net foreign exchange gain included in other income/other expenses net of tax	(36,837,801)	1,095,862
	<u>(36,837,801)</u>	<u>1,095,862</u>
<b>Net gains recognised in other comprehensive income</b>		
Foreign currency translation reserve net of tax	(19,893)	2,067
	<u>(19,893)</u>	<u>2,067</u>

At period end, major financial liabilities in foreign currencies were as follows:

	Assets	Liabilities	Net 30 June 2016	Net 31 December 2015
Euros	23,449,235	(112,481,431)	(89,032,196)	(186,657,909)
United States Dollars	18,528,794	(82,302,519)	(63,773,725)	(34,730,182)

At 30 June 2016, if the Egyptian Pounds had weakened / strengthened by 10% against the Euro with all other variables held constant, post-tax profit for the period would have been LE 8,903,220 (31 December 2015: LE 3,733,158) higher / lower, mainly as a result of foreign exchange gains/losses on translation of Euro-denominated financial assets and liabilities.

At 30 June 2016, if the Egyptian Pounds had weakened / strengthened by 10% against the US Dollars with all other variables held constant, post tax profit for the period would have been LE 6,377,373 (31 December 2015: LE 3,473,018) higher / lower, mainly as a result of foreign exchange gains/losses on translation of US dollar-denominated financial assets and liabilities.

#### (ii) Price risk

The Group has no investments in a quoted equity securities so it's not exposed to the fair value risk due to changes in the prices.

## **EDITA FOOD INDUSTRIES (S.A.E.) AND ITS SUBSIDIARIES**

### **Notes to the consolidated interim financial statements "IFRS"**

**For the six months period ended 30 June 2016**

(In the notes all amounts are shown in Egyptian Pounds unless otherwise stated)

#### **Financial risk management (continued)**

##### **(iii) Cash flow and fair value interest rate risk**

The Group's interest rate risk arises from long-term borrowings. Borrowings issued at variable rates expose the Group to cash flow interest rate risk which is partially offset by short term time deposits which are renewed with the applicable interest rate at the time of renewal. Borrowings measured at amortized cost with fixed rates do not expose the company to fair value interest rate risk

At 30 June 2016, if interest rates on Egyptian pound -denominated net interest bearing liabilities had been 0.1% higher/lower with all other variables held constant, post-tax profit for the period would have been LE 465,078 (31 December 2015: LE 342,889) lower/higher, mainly as a result of higher/lower interest expense on floating rate borrowings.

Borrowings at the balance sheet date with variable interest rate amounted to LE 465,078,162 (31 December 2015: LE 480,905,613).

Overdraft at the balance sheet on 31 December 2015 amounted to LE 103,625,450 (31 December 2015: LE 73,698,428).

##### **(B) Credit risk**

Credit risk is managed on group basis, except for credit risk relating to accounts receivable balances. Each local entity is responsible for managing and analyzing the credit risk for each of their new clients before standard payment and delivery terms and conditions are offered. Credit risk arises from cash and cash equivalents, and deposits with banks and financial institutions, treasury bills, as well as credit exposures to customers, including outstanding receivables

For banks and financial institutions, the Group is dealing with the banks which have a high independent rating with a good reputation.

For the customers, the Group assesses the credit quality of the customers, taking into account its financial position, and their market reputation, past experience and other factors.

For Treasury bills, the Group deals with government which are considered with a high credit rating (Egypt B+).

No credit limits were exceeded during the reporting period, and management does not expect any losses from non-performance by these counterparties except for the impairment of accounts receivables presented in (Note 8).

The maximum exposure to credit risk is the amount of receivables as well as the cash and cash equivalents and Treasury Bills.

The group sells to retail customers which are required to be settled in cash, therefore there is no significant concentration of credit risk.



## EDITA FOOD INDUSTRIES (S.A.E.) AND ITS SUBSIDIARIES

### Notes to the consolidated interim financial statements "IFRS"

For the six months period ended 30 June 2016

(In the notes all amounts are shown in Egyptian Pounds unless otherwise stated)

#### Financial risk management (continued)

##### Trade receivables

Counter parties without external credit rating:

	30 June 2016	31 December 2015
Other parties	10,881,351	6,387,918
<b>Total</b>	<b>10,881,351</b>	<b>6,387,918</b>

Outstanding trade receivables are current and not impaired

Cash at bank and short-term bank deposits:

	30 June 2016	31 December 2015
AA	313,257	823,278
A	43,495,267	156,075,388
BBB	76,023,694	137,853,764
B	1,996,850	1,201,037
<b>Total</b>	<b>121,829,068</b>	<b>295,953,467</b>

We had excluded the cash on hand.

The table below summarizes the maturities of the Company's trade receivables at 31 December 2015:

	30 June 2016	31 December 2015
Less than 30 days	8,037,556	4,591,020
From 31 to 60 days	2,518,569	1,645,476
From 61 to 90 days	294,872	65,896
From 91 to 120 days	30,180	85,526
More than 120 days	174	-
	<b>10,881,351</b>	<b>6,387,918</b>

## EDITA FOOD INDUSTRIES (S.A.E.) AND ITS SUBSIDIARIES

### Notes to the consolidated interim financial statements "IFRS"

For the six months period ended 30 June 2016

(In the notes all amounts are shown in Egyptian Pounds unless otherwise stated)

#### Financial risk management (continued)

Movements in the provision for impairment of trade receivables that are assessed for impairment collectively are as follows:

	30 June 2016	31 December 2015
At 1 January	20,556	138,785
Provision for impairment recognized during the period / year	-	-
Receivables written off during the period / year as uncollectible	-	(118,229)
	<u>20,556</u>	<u>20,556</u>

#### (C) Liquidity risk

Management monitors rolling forecasts of the company's liquidity requirements to ensure it has sufficient cash to meet operational needs while maintaining sufficient headroom on its undrawn committed borrowing facilities at all times so that the Company does not breach borrowing limits or covenants) on any of its borrowing facilities. Such forecasting takes into consideration the company debt financing plans, covenant compliance, compliance with internal balance sheet ratio targets.

The table below summarizes the maturities of the Company's undiscounted financial liabilities at 31 December 2015 based on contractual payment dates and current interest rates as we had excluded the taxes payable, advances from customers and social insurance:

At 30 June 2016	Less than 6 month	Between 6 month & 1 year	Between 1 & 2 years	More than 2 years
Borrowings	39,609,711	65,883,177	109,074,993	250,510,281
Future interest payments	11,320,924	24,151,105	38,184,369	52,332,133
Trade and other payables	157,503,380	-	-	-
Bank overdraft	103,625,450	-	-	-
Notes payable	40,083,588	10,546,825	-	-
<b>Total</b>	<b>352,143,053</b>	<b>100,581,107</b>	<b>147,259,362</b>	<b>302,842,414</b>
<b>At 31 December 2015</b>				
Borrowings	63,735,176	70,953,151	97,684,524	248,532,762
Future interest payments	2,578,269	3,240,990	6,307,605	15,705,858
Trade and other payables	198,171,853	-	-	-
Bank overdraft	73,698,428	-	-	-
Notes payable	45,087,494	10,546,825	-	-
<b>Total</b>	<b>383,271,220</b>	<b>84,740,966</b>	<b>103,992,129</b>	<b>264,238,620</b>

The unused amount of borrowings is amounted to EGP 81,835,919 as of 30 June 2016, also the Group will have future interest payments related to borrowings amounting to LE 125,988,636 (31 December 2015: LE 27,832,722).

## EDITA FOOD INDUSTRIES (S.A.E.) AND ITS SUBSIDIARIES

### Notes to the consolidated interim financial statements "IFRS"

For the six months period ended 30 June 2016

(In the notes all amounts are shown in Egyptian Pounds unless otherwise stated)

#### Financial risk management (continued)

##### (2) Capital management

The group's objectives when managing capital is to safeguard their ability to continue as a going concern in order to provide returns for shareholders and benefits for other stakeholders and to maintain an optimal capital structure to reduce the cost of capital.

In order to maintain or adjust the capital structure, the group may adjust the amount of dividends paid to shareholders, return capital to shareholders, issue new shares or sell assets to reduce debt.

The group monitors capital on the basis of the gearing ratio. This ratio is calculated as net debt divided by total capital. Net loan represents all loans and borrowings, and long-term notes payables less cash and cash equivalents. Total capital is calculated as equity, plus net debts.

	30 June 2016	31 December 2015
Total borrowings and long term notes payable	475,624,987	491,452,438
Bank overdraft	103,625,450	73,698,428
<b>Total borrowings and loans</b>	<b>579,250,437</b>	<b>565,150,866</b>
Less: Cash and cash equivalents	(140,752,072)	(313,344,052)
<b>Net debt</b>	<b>438,498,365</b>	<b>251,806,814</b>
Total equity	1,178,583,963	1,174,822,535
<b>Total capital</b>	<b>1,617,082,328</b>	<b>1,426,629,349</b>
 <b>Gearing ratio</b>	 <b>27%</b>	 <b>18%</b>

The increase in debt to equity is due to increase in borrowings and long term notes payable.

##### Loan covenants

Under the terms of the major borrowing facilities, the group is required to comply with the following financial covenants:

The debt to equity ratio must be not more than 1:1

##### (3) Fair value estimation

The fair value of financial assets or liabilities with maturities date less than one year is assumed to approximate their carrying value. The fair value of financial liabilities – for disclosure purposes – is estimates by discounting the future contractual cash flows at the current market interest rate that is available to the group for similar financial instruments.

## **EDITA FOOD INDUSTRIES (S.A.E.) AND ITS SUBSIDIARIES**

### **Notes to the consolidated interim financial statements "IFRS"**

**For the six months period ended 30 June 2016**

(In the notes all amounts are shown in Egyptian Pounds unless otherwise stated)

#### **4. Critical accounting estimates and judgments**

##### **1. Critical accounting estimates and assumptions**

Estimates and adjustments are continually evaluated and are based on historical experience and other factors, including expectations of future events that are believed to be reasonable under the circumstances.

The Group makes estimates and assumptions concerning the future. The resulting accounting estimates will, by definition, rarely equal the related actual results. The estimates and assumptions that have a significant risk of causing a material adjustment to the carrying amounts of assets and liabilities within the next financial year are outlined below:

##### **Intangible assets impairment (Trade Mark)**

The Group estimates the useful life of the trademark to be indefinite useful life based on trademark agreement which give the Group the license with perpetual, irrevocable and exclusive including the knowhow in the territory in connection with the HOHOS, Twinkies and Tiger tail products, accordingly, the Group's management annually test the impairment of intangible assets (Trade Mark), that have an indefinite useful life based on the financial and operational performance in previous years and the management expectation for the market developments in the future by preparing a business plan by using the growth rate and the discount rate prevailing

##### **Intangible assets useful life (Knowhow)**

The Group estimates the useful life of the knowhow to be 25 years based on the Company's useful life which is upon the management's expectation and intention

##### **2. Critical judgments in applying the group's accounting policies**

In general the application of the Group's accounting policies does not require from management the use of personal judgment (except relating to critical accounting estimate and judgments "Note 4-1" which might have a major impact on the value recognized at the financial statement.

# **EDITA FOOD INDUSTRIES (S.A.E.) AND ITS SUBSIDIARIES**

## **Notes to the consolidated financial statements "IFRS"** **For the six months period ended 30 June 2016**

(In the notes all amounts are shown in Egyptian Pounds unless otherwise stated)

### **5. Property, plant and equipment**

	Land	Buildings	Machinery & equipment	Vehicles	Tools & equipment	Furniture & office equipment	Projects under construction	Total
<b>At 31 December 2014</b>								
Cost	62,226,931	358,756,888	467,724,860	130,514,617	39,346,149	46,442,136	197,420,789	1,302,432,370
Accumulated depreciation	-	(42,535,772)	(132,481,461)	(63,583,055)	(22,910,791)	(25,051,641)	-	(286,562,720)
<b>Net book amount</b>	<b>62,226,931</b>	<b>316,221,116</b>	<b>335,243,399</b>	<b>66,931,562</b>	<b>16,435,358</b>	<b>21,390,495</b>	<b>197,420,789</b>	<b>1,015,869,650</b>
<b>Year ended 31 December 2015</b>								
Opening net book amount	62,226,931	316,221,116	335,243,399	66,931,562	16,435,358	21,390,495	197,420,789	1,015,869,650
Additions	44,487,197	94,541	17,057,231	36,072,030	7,893,495	15,670,686	240,492,430	361,767,610
Depreciation charge	-	(13,706,638)	(28,914,338)	(17,301,950)	(7,678,036)	(9,165,525)	-	(76,766,487)
Disposal depreciation	-	-	200,543	26,531,920	519,333	2,869,226	-	30,121,022
Disposals	-	(75,478)	(322,961)	(27,647,439)	(528,669)	(2,887,516)	-	(31,462,063)
Transfers from Projects under construction	-	119,313,063	151,186,774	-	11,206,129	198,924	(281,904,890)	-
<b>Closing net book amount</b>	<b>106,714,128</b>	<b>421,846,604</b>	<b>474,450,648</b>	<b>84,586,123</b>	<b>27,847,610</b>	<b>28,076,290</b>	<b>156,008,329</b>	<b>1,299,529,732</b>
<b>At 31 December 2015</b>								
Cost	106,714,128	478,089,014	635,645,904	138,939,208	57,917,104	59,424,230	156,008,329	1,632,737,917
Accumulated depreciation	-	(56,242,410)	(161,195,256)	(54,353,085)	(30,069,494)	(31,347,940)	-	(333,208,185)
<b>Net book amount</b>	<b>106,714,128</b>	<b>421,846,604</b>	<b>474,450,648</b>	<b>84,586,123</b>	<b>27,847,610</b>	<b>28,076,290</b>	<b>156,008,329</b>	<b>1,299,529,732</b>
<b>Period ended 30 June 2016</b>								
Opening net book amount	106,714,128	421,846,604	474,450,648	84,586,123	27,847,610	28,076,290	156,008,329	1,299,529,732
Additions	-	-	10,996,925	8,927,267	3,861,574	5,538,737	88,141,083	117,465,586
Depreciation charge	-	(9,260,950)	(17,456,790)	(9,239,553)	(5,032,805)	(5,663,704)	-	(46,653,802)
Disposal depreciation	-	-	-	380,605	451,258	73,088	-	904,951
Disposals	-	-	-	(630,550)	(461,129)	(91,392)	-	(1,183,071)
Transfers from Projects under construction	-	9,839,442	113,448,052	-	8,385,045	1,923,504	(133,596,043)	-
<b>Closing net book amount</b>	<b>106,714,128</b>	<b>422,425,096</b>	<b>581,438,835</b>	<b>84,023,892</b>	<b>35,051,553</b>	<b>29,856,523</b>	<b>110,553,369</b>	<b>1,370,063,396</b>
<b>At 30 June 2016</b>								
Cost	106,714,128	487,928,456	760,090,881	147,235,925	69,702,594	66,795,079	110,553,369	1,749,020,432
Accumulated depreciation	-	(65,503,360)	(178,652,046)	(63,212,033)	(34,651,041)	(36,938,556)	-	(378,957,036)
<b>Net book amount</b>	<b>106,714,128</b>	<b>422,425,096</b>	<b>581,438,835</b>	<b>84,023,892</b>	<b>35,051,553</b>	<b>29,856,523</b>	<b>110,553,369</b>	<b>1,370,063,396</b>

\* The additions in land is represented in new purchased plot for the purpose of building new factory in 6<sup>th</sup> of October city, and it's being approved from the new urban communities authority.

# EDITA FOOD INDUSTRIES (S.A.E.) AND ITS SUBSIDIARIES

## Notes to the consolidated financial statements "IFRS" For the six months period ended 30 June 2016

(In the notes all amounts are shown in Egyptian Pounds unless otherwise stated)

### Property, plant and equipment (continued)

During the period, the Group has capitalized borrowings costs amounting to LE 1,172,658 (31 December 2015: LE 9,971,079) on qualifying assets. Borrowings costs were capitalized at the weight average rate of its general borrowings of 10%.

	30 June 2016	31 December 2015
<b>Allocation of the borrowing cost on Qualified Assets</b>		
Projects under construction – Buildings	-	7,363,397
Projects under construction - Machinery	1,172,658	2,607,682
<b>Total</b>	<b>1,172,658</b>	<b>9,971,079</b>

### 6. Intangible assets

	Net Book Value	
	30 June 2016	31 December 2015
A- Intangible assets which have indefinite useful lives	131,480,647	131,480,647
B- intangible assets which have finite useful lives	29,859,445	30,488,065
<b>Balance as of</b>	<b>161,340,092</b>	<b>161,968,712</b>

#### A. Intangible assets which have indefinite useful lives - Trademarks (HOHOS, Twinkies & Tiger Tail)

	Trade Mark (HOHOS, Twinkies & Tiger Tail)	
	30 June 2016	31 December 2015
<b>Cost</b>		
Opening Balance	131,480,647	68,618,658
Additions during the period / year	-	62,861,989
<b>Balance as of</b>	<b>131,480,647</b>	<b>131,480,647</b>

#### B. Intangible assets which have definite useful lives – Know how

	Know How	
	30 June 2016	31 December 2015
<b>Cost</b>		
Opening Balance	31,430,995	-
Additions during the period / year	-	31,430,995
<b>Balance as of</b>	<b>31,430,995</b>	<b>31,430,995</b>

## EDITA FOOD INDUSTRIES (S.A.E.) AND ITS SUBSIDIARIES

### Notes to the consolidated financial statements "IFRS" For the six months period ended 30 June 2016

(In the notes all amounts are shown in Egyptian Pounds unless otherwise stated)

#### Intangible assets (continued)

Accumulated Amortization	30 June 2016	31 December 2015
Opening Balance	(942,930)	-
Amortization expense during the period / year	(628,620)	(942,930)
<b>Balance as of</b>	<b>(1,571,550)</b>	<b>(942,930)</b>
<b>Net book value for know how</b>	<b>29,859,445</b>	<b>30,488,065</b>
<b>Net book value for intangible assets (a+b)</b>	<b>161,340,092</b>	<b>161,968,712</b>

#### **Intangible assets which have indefinite useful lives - Trademarks (HOHOS, Twinkies & Tiger Tail)**

The intangible assets in the amount of ten million US Dollars equivalent to LE 68,618,658 paid against buying all the rights to the trademarks (HOHOS, Twinkies & Tiger Tail) and the consequences of this acquisition of the trademark in the countries of Egypt, Jordan, Libya and Palestine these rights do not have a definite time, and on the 16<sup>th</sup> of April 2015 the Company had signed a new contract for the expanding the scope of the rights to the trademarks (Hohos, Twinkies, and Tiger Tail) to include Algeria, Bahrain,, Iraq,, Kuwait, Lebanon, Morocco, Oman,, Qatar, Kingdom of Saudi Arabia, Syria, Tunisia, United Arab Emirates and this trademarks has indefinite useful lives, and the this is against USD 8 Million equivalent to EGP 62,861,989.

HOHOS, Twinkies and Tiger tail are related to one cash generating unit within the same operating segment

The impairment of intangible assets is reviewed annually to ensure that the carrying value of the intangible assets does not exceed the recoverable value. The recoverable have been determined using value in use

Assumptions used by the Group when testing the impairment of intangible assets (indefinite useful life) as of 31 December 2015 as follows:

Average gross profit	34 %
Discount rate	19 %
Growth rate	3 %

The Group test the impairment of intangible assets depending on financial, operational, marketing position in the prior periods, and its expectation for the market in the future by preparing a business plan using the growth rate and the discount rate prevailing. At the balance sheet date the carrying value of the intangible assets is not less than its recoverable amount.

#### **Sensitivity of recoverable amounts**

At 30 June 2016, if the discount rate had increased / decreased by 1% with all other variables held constant, the recoverable amount is higher than the carrying amount, therefore there will be no need to make an impairment.

At 30 June 2016, if the growth rate had increased / decreased by 1% with all other variables held constant, the recoverable amount is higher than the carrying amount, therefore there will be no need to make an impairment.

At 30 June 2016, if the gross profit rate had increased / decreased by 1% with all other variables held constant, the recoverable amount is higher than the carrying amount, therefore there will be no need to make an impairment.

## EDITA FOOD INDUSTRIES (S.A.E.) AND ITS SUBSIDIARIES

### Notes to the consolidated financial statements "IFRS" For the six months period ended 30 June 2016

(In the notes all amounts are shown in Egyptian Pounds unless otherwise stated)

#### Intangible assets (continued)

##### C. Intangible assets which have definite useful lives – Know how

On the 16<sup>th</sup> of April 2015 the Company had signed a "License and Technical Assistance Agreement" with the owner of the knowhow with purpose to acquire the license, knowhow and technical assistance for some Hostess Brands products in the countries Egypt, Libya, Palestine, Jordan, Algeria, Bahrain, Iraq, Jordan, Lebanon, Kuwait, Morocco, Oman, Qatar, Kingdom of Saudi Arabia, Syria, Tunisia, and the United Arab Emirates, and this is against an amount of USD 4 Million equivalent to EGP 31,430,995.

#### 7. Inventories

	30 June 2016	31 December 2015
Raw materials	95,443,784	96,827,316
Spare parts	25,191,732	26,436,664
Finished goods	12,351,982	10,177,972
Consumables	7,018,858	5,887,149
Work in process	2,821,112	1,935,464
<b>Total</b>	<b>142,827,468</b>	<b>141,264,565</b>
Less: provision for slow moving and obsolete inventory	(750,542)	(967,094)
<b>Net</b>	<b>142,076,926</b>	<b>140,297,471</b>

The cost of individual items of inventory are determined using moving average cost method.

During the period ended 30 June 2016, there has been a slow moving and obsolete inventory addition amounted to LE 966,891 (Note 24) and utilized amounted to LE 1,183,443.

The cost of inventory recognized as an expense and included in cost of sales amounted to LE 335,357,870 during the six months ended 30 June 2016 (31 December 2015: LE 1,048,191,788).

#### 8. Trade and other receivables

	30 June 2016	31 December 2015
Trade receivables	10,881,351	6,387,918
Notes receivable	1,311,463	704,561
<b>Total</b>	<b>12,192,814</b>	<b>7,092,479</b>
Less: Provision for impairment of trade receivables	(20,556)	(20,556)
	<b>12,172,258</b>	<b>7,071,923</b>
Advances to suppliers	64,629,148	43,539,492
Prepaid expenses	13,790,595	4,708,186
Other debit balances	10,183,797	9,861,458
Tax authority – Corporate tax prepayments	4,935,125	-
Deposits with others	3,931,229	2,106,229
Letters of credit	460,290	431,169
Employee loans	80,340	77,787
Accrued revenues	24,945	46,935
<b>Total</b>	<b>110,207,727</b>	<b>67,843,179</b>



## EDITA FOOD INDUSTRIES (S.A.E.) AND ITS SUBSIDIARIES

### Notes to the consolidated financial statements "IFRS" For the six months period ended 30 June 2016

(In the notes all amounts are shown in Egyptian Pounds unless otherwise stated)

#### 9. Treasury bills

	30 June 2016	31 December 2015
Treasury bills par value	151,575,000	151,475,000
Unearned interest	(3,404,561)	(4,830,740)
<b>Amount of treasury bills paid</b>	<b>148,170,439</b>	<b>146,644,260</b>
Interest income recognized to profit or loss	1,997,556	2,946,854
<b>Treasury bills balance</b>	<b>150,167,995</b>	<b>149,591,114</b>

The Group purchased Egyptian treasury bills on 4<sup>th</sup> of May 2016 with par value amounted LE 32,750,000 with an annual interest of 12.5%. These treasury bills are due in 12<sup>th</sup> of July 2016. The total recognized interest income amounted to LE 624,414.

The Group purchased Egyptian treasury bills on 4<sup>th</sup> of May 2016 with par value of LE 35,825,000 with an annual interest of 12.5%. These treasury bills are due on 12<sup>th</sup> of July 2016. The total recognized interest income amounted to LE 683,043.

The Group purchased Egyptian treasury bills on 17<sup>th</sup> of May 2016 with par value of LE 10,000,000 with an annual interest of 9%. These treasury bills are due on 16<sup>th</sup> of August 2016. The total recognized interest income amounted to LE 106,132.

The Group purchased Egyptian treasury bills on 24<sup>th</sup> of May 2016 with par value amounted LE 43,000,000 with an annual interest of 9%. These treasury bills are due in 23<sup>rd</sup> of August 2016. The total recognized interest income amounted to LE 383,764.

The Group purchased Egyptian treasury bills on 24<sup>th</sup> of May 2016 with par value amounted LE 10,000,000 with an annual interest of 9%. These treasury bills are due in 23<sup>rd</sup> of August 2016. The total recognized interest income amounted to LE 89,247.

The Group purchased Egyptian treasury bills on 7<sup>th</sup> of June 2016 with par value amounted LE 20,000,000 with an annual interest of 9%. These treasury bills are due in 6<sup>th</sup> of September 2016. The total recognized interest income amounted to LE 110,956.

#### 10. Cash and cash equivalents (excluding bank overdrafts)

	30 June 2016	31 December 2015
Bank deposits	66,360,840	260,360,840
Cash at banks and on hand	74,391,232	52,983,212
<b>Cash and cash equivalents (excluding bank overdrafts)</b>	<b>140,752,072</b>	<b>313,344,052</b>

The average interest rate on local currency time deposits during 2016 is 9% (2015: 7.5%).

Bank deposits are having maturity period of less than 3 months from date of the deposit.

## EDITA FOOD INDUSTRIES (S.A.E.) AND ITS SUBSIDIARIES

### Notes to the consolidated financial statements "IFRS" For the six months period ended 30 June 2016

(In the notes all amounts are shown in Egyptian Pounds unless otherwise stated)

#### Cash and cash equivalents (excluding bank overdrafts) (continued)

For the preparation of the cash flow statements, so cash and cash equivalents consists of:

	30 June 2016	31 December 2015
Cash and cash equivalents	140,752,072	313,344,052
Bank overdraft (Note 18)	(103,625,450)	(73,698,428)
<b>Total</b>	<b>37,126,622</b>	<b>239,645,624</b>

#### 11. Loans

	30 June 2016			31 December 2015		
	Short-term portion	Long-term portion	Total	Short-term portion	Long-term portion	Total
Loans	105,492,925	359,585,237	465,078,162	134,688,327	346,217,286	480,905,613
	<b>105,492,925</b>	<b>359,585,237</b>	<b>465,078,162</b>	<b>134,688,327</b>	<b>346,217,286</b>	<b>480,905,613</b>

The due short term portion loans according to the following schedule:

	30 June 2016	31 December 2015
Balance due within 1 year	92,577,803	120,456,761
Accrued interest	12,915,122	14,231,566
	<b>105,492,925</b>	<b>134,688,327</b>

#### (1) Edita Food Industries Company

	30 June 2016			31 December 2015		
	Short-term portion	Long-term portion	Total	Short-term portion	Long-term portion	Total
First loan	-	-	-	13,057,767	-	13,057,767
Second loan	-	-	-	12,645,613	-	12,645,613
Third loan	-	-	-	11,830,743	-	11,830,743
Fourth loan	20,473,175	34,999,970	55,473,145	20,558,670	43,749,965	64,308,635
Fifth loan	36,175,663	106,146,493	142,322,156	34,408,847	115,311,417	149,720,264
Sixth Loan	11,827,500	81,000,000	92,827,500	20,438,125	72,000,000	92,438,125
Seventh Loan	15,583,592	121,768,010	137,351,602	162,383	89,431,939	89,594,322
	<b>84,059,930</b>	<b>343,914,473</b>	<b>427,974,403</b>	<b>113,102,148</b>	<b>320,493,321</b>	<b>433,595,469</b>

## EDITA FOOD INDUSTRIES (S.A.E.) AND ITS SUBSIDIARIES

### Notes to the consolidated financial statements "IFRS" For the six months period ended 30 June 2016

(In the notes all amounts are shown in Egyptian Pounds unless otherwise stated)

#### Loans (continued)

The due short term portion of loans is according to the following schedule:

	30 June 2016	31 December 2015
Balance due within 1 year	72,282,564	100,161,521
Accrued interest	11,777,366	12,940,627
<b>Total</b>	<b>84,059,930</b>	<b>113,102,148</b>

- **First loan**

This first loan is provided by one of the Egyptian banks in August 2011 based on a cross guarantee issued from Digma Trading Company with an amount of LE 100,000,000 and the total withdrawal amount is LE 100,000,000 in addition to accrued interest. The company paid the last due installments amounted to 12,500,000 in addition accrued interests on 1 February 2016.

- **Second loan:**

This second loan is provided by one of the Egyptian banks in August 2012 based on a cross guarantee issued from Digma Trading Company with an amount of LE 70,000,000 and the total withdrawal amount is LE 70,000,000 in addition to the accrued interest. The company paid the last due installments amounted to 11,666,667 in addition accrued interests on 6 June 2016

- **Third loan:**

This third loan is provided by one of the Egyptian banks in May 2013 based on a cross guarantee issued from Digma Trading Company with an amount of LE 70,000,000 and the total withdrawal amount is LE 70,000,000 in addition to the accrued interest. The company paid the last due installments amounted to 11,667,000 in addition accrued interests on 18 May 2016.

- **Fourth loan:**

This fourth loan is provided by one of the Egyptian banks in January 2014 based on a cross guarantee issued from Digma Trading Company with an amount of LE 70,000,000 and the total withdrawal amount is LE 61,250,000 on 30 June 2016 in addition to accrued interest. The loan outstanding balance at 30 June 2016 after payment of due installments amounted to 52,500,000 in addition accrued interests.

#### **Terms of payments:**

Edita Food Industries S.A.E. (borrower) is obligated to Pay LE 52,500,000 on 6 equal semi-annual instalments; each instalment is amounted to LE 8,750,000. The first installment is due on 22 July 2016 and the last on 22 January 2019.

#### **Interest:**

The interest rate is 2 % above mid corridor rate of central bank of Egypt.

#### **Fair value:**

Fair value is approximately equal to book value.

## EDITA FOOD INDUSTRIES (S.A.E.) AND ITS SUBSIDIARIES

### Notes to the consolidated financial statements "IFRS" For the six months period ended 30 June 2016

(In the notes all amounts are shown in Egyptian Pounds unless otherwise stated)

---

#### Loans (continued)

- **Fifth loan:**

This fifth loan is provided by one of the Egyptian banks on September 2014 based on a cross guarantee issued from Digma Trading Company amounted to LE 185,000,000 and the total withdrawal amount is LE 86,857,057 plus 5,587,500 USD on 30 June 2016 in addition to accrued interest.

**Terms of payments:**

Edita Food Industries S.A.E. is obligated to Pay LE 86,857,057 on 9 equal semi-annual installments; each installment is amounted to LE 9,650,785 In addition. The company is obligated to pay 5,587,500 USD on 9 equal semi-annual installments; each installment is amounted to 620,834 USD.

The first installment is due on 26 December 2016 and the last on 26 June 2020.

**Interest:**

The interest rate is 1.25% above mid corridor rate of Central Bank of Egypt and 2.5% above the Euro Libor rate.

**Fair value:**

Fair value is approximately equal to book value.

- **Sixth loan:**

This sixth loan is provided by one of the Egyptian banks on April 2015 based on a cross guarantee issued from Digma Trading Company amounted to LE 90,000,000 and the total withdrawal amount is LE 90,000,000 in addition to accrued interest. The loan outstanding balance at 30 June 2016 after payment of due installments amounted to 81,000,000 in addition accrued interests.

**Terms of payments:**

Edita Food Industries S.A.E. is obligated to Pay LE 81,000,000 on 9 equal semi-annual installments; each installment is amounted to LE 9,000,000. The first installment is due on 9 April 2017 and the last on 9 April 2020.

**Interest:**

The interest rate is 1.25% above mid corridor rate of Central Bank of Egypt.

**Fair value:**

Fair value is approximately equal to book value.

- **Seventh loan:**

This seventh loan is provided by one of the Egyptian banks on September 2015 based on a cross guarantee issued from Digma Trading Company amounted to LE 170,000,000 and the total withdrawal amount is LE 75,273,318 plus 6,192,335 Euro plus 60,214 USD plus 35,051 GBP on 30 June 2016 in addition to accrued interest. The bank committed to translate the foreign Currency to Egyptian pound as the company is not obligated to pay the loan back in foreign currency.

**Terms of payments:**

Edita Food Industries S.A.E. is obligated to Pay LE 170,000,000 on 11 equal semi-annual instalments; each instalment is amounted to LE 15,455,000, except for the last instalment amounted to LE 15,450,000 the first instalment is due on 19 April 2017 and the last on 18 April 2022. Total loan value and accrued interest to be paid to the bank in local currency without any obligation on the Company to pay foreign currency.

## EDITA FOOD INDUSTRIES (S.A.E.) AND ITS SUBSIDIARIES

### Notes to the consolidated financial statements "IFRS" For the six months period ended 30 June 2016

(In the notes all amounts are shown in Egyptian Pounds unless otherwise stated)

#### Loans (continued)

##### Interest:

The interest rate is 1% above mid corridor rate of Central Bank of Egypt and 2.5% above the Euro Libor rate.

##### Fair value:

Fair value is approximately equal to book value.

#### (2) Digma for Trading

	30 June 2016			31 December 2015		
	Short term portion	Long term portion	Total	Short term portion	Long term portion	Total
First loan	3,668,773	1,666,666	5,335,439	3,733,704	3,333,334	7,067,038
Second loan	3,605,974	3,333,333	6,939,307	3,637,597	5,000,000	8,637,597
Third loan	7,628,399	10,670,765	18,299,164	7,620,274	14,290,631	21,910,905
Net	14,903,146	15,670,764	30,573,910	14,991,575	22,623,965	37,615,540

The due short term portion loans according to the following schedule:

	30 June 2016	31 December 2015
Balance due within 1 year	14,095,239	14,095,240
Accrued interest	807,907	896,335
	<u>14,903,146</u>	<u>14,991,575</u>

- The First loan**

The first loan is provided by one of the Egyptian banks in December 2013 based on a cross guarantee issued from Edita Food Industries Company S.A.E. amounted to LE 10,000,000 and the total withdrawal amount is LE 10,000,000 in addition to accrued interest,

##### Terms of payments:

Digma Trading Company S.A.E. is obligated to pay LE 5,000,000 on 3 equal semi-annual instalment, each instalment is amounted to LE 1,666,667 and the instalments come due after 12 months from the date the loan was issued to the company. The next instalments is due on 1<sup>th</sup> of July 2016 and the last on 15<sup>th</sup> of July 2017,

##### Interest:

The interest rate is 2% above mid corridor rate of central bank of Egypt.

##### Fair value:

Fair value is approximately equal to book value.

## EDITA FOOD INDUSTRIES (S.A.E.) AND ITS SUBSIDIARIES

### Notes to the consolidated financial statements "IFRS" For the six months period ended 30 June 2016

(In the notes all amounts are shown in Egyptian Pounds unless otherwise stated)

#### Loans (continued)

- **The Second loan**

The second loan is provided by one of the Egyptian banks on 20 August 2014 based on a cross guarantee issued from Edita Food Industries Company S.A.E. amounted to LE 10,000,000 and the total withdrawal amount is LE 10,000,000 in addition to accrued interest,

**Terms of payments:**

Digma Trading Company S.A.E. is obligated to pay LE 6,666,667 on 4 equal semi-annual instalments, each instalment is amounted to LE 1,666,667 and the instalments come due after 12 months from the date the loan was issued to the company. The first instalment is due on 20 August 2016 and the last on 20 February 2018.

**Interest:**

The interest rate is 2% above mid corridor rate of central bank of Egypt.

**Fair value:**

Fair value is approximately equal to book value.

- **The Third loan**

The third loan is provided by one of the Egyptian banks on 07 September 2015 based on a cross guarantee issued from Edita Food Industries Company S.A.E. amounted to LE 26,000,000 and the total withdrawal amount is LE 25,339,072 in addition to accrued interest,

**Terms of payments:**

Digma Trading Company S.A.E. is obligated to pay LE 18,099,338 on 5 equal semi-annual instalments, each instalment is amounted to LE 3,714,286 and the last instalment amounted to LE 3,619,867 and the instalments come due after 6 months from the date the loan was issued to the company. The first instalment is due on October 2016 and the last on Oct 2018.

**Interest:**

The interest rate is 1% above mid corridor rate of central bank of Egypt,

**Fair value:**

Fair value is approximately equal to book value.

#### (3) Edita Confectionery Industries

	30 June 2016			31 December 2015		
	Short-term portion	Long-term portion	Total	Short-term portion	Long-term portion	Total
Long-term loan	6,529,849	-	6,529,849	6,594,604	3,100,000	9,694,604
	6,529,849	-	6,529,849	6,594,604	3,100,000	9,694,604

The due short term portion loans according to the following schedule:

	30 June 2016	31 December 2015
Balance due within 1 year	6,200,000	6,200,000
Accrued interest	329,849	394,604
	6,529,849	6,594,604

This loan is provided by one of the Egyptian banks based on a cross guarantee issued from Edita Food Industries Company amounted to LE 31,000,000.

## EDITA FOOD INDUSTRIES (S.A.E.) AND ITS SUBSIDIARIES

### Notes to the consolidated financial statements "IFRS" For the six months period ended 30 June 2016

(In the notes all amounts are shown in Egyptian Pounds unless otherwise stated)

#### Loans (continued)

##### Terms of payments:

Edita Confectionary Industries S.A.E. is obligated to pay LE 31,000,000 on 10 equal semi-annual instalments (each instalment is amounted to LE 3,100,000) and the instalments come due after 6 months from the first withdrawal, the next instalment due on October 2016 and the last on 17 April 2017.

##### Interest:

The rate is 0.5% above central bank of Egypt mid corridor.

##### Fair value:

Fair value is approximately equal to book value.

##### Compliance with debt covenants

As of 30 June 2016, the group has complied with the financial covenants of its borrowing facilities during 2016 and 2015 reporting periods.

#### 12. Long-term notes payable

The long-term loan represents the total installment for the land purchased from Urban communities Authority – Shiekh Zayed City as the last installment on September 2016.

	30 June 2016		31 December 2015	
	Notes payable	Present value	Notes payable	Present value
<b>Short-term notes payables</b>				
Current portion of long-term notes payables (Note 17)	10,546,825	10,546,825	10,546,825	10,546,825
<b>Total short-term liabilities</b>	<b>10,546,825</b>	<b>10,546,825</b>	<b>10,546,825</b>	<b>10,546,825</b>

The total accrued interest on the loan for the period ended at 30 June 2016 amounting to LE 354,270 (31 December 2015: LE 1,131,318) has been charged on the statements of Profit or loss as a finance cost (Note 25).

## EDITA FOOD INDUSTRIES (S.A.E.) AND ITS SUBSIDIARIES

### Notes to the consolidated financial statements "IFRS" For the six months period ended 30 June 2016

(In the notes all amounts are shown in Egyptian Pounds unless otherwise stated)

#### 13. Deferred income tax liability

Deferred income tax represents tax expenses on the temporary differences arising between the tax basis of assets and their carrying amounts in the financial statements:

	Property, plant & equipment and intangible assets	Acquiring Digma for Trading	Total
Balance at 1 January 2015	75,367,533	4,056,641	79,424,174
Charge to the statement of profit or loss	15,352,551	(240,423)	15,112,128
<b>Balance at 31 December 2015 and 1 January 2016</b>	<b>90,720,084</b>	<b>3,816,218</b>	<b>94,536,302</b>
Charged to the statement of profit or loss	-	(60,106)	(60,106)
<b>Balance at 31 December 2016</b>	<b>90,720,084</b>	<b>3,756,112</b>	<b>94,476,196</b>

According to the tax system in Egypt, the tax losses amounted to LE 53,278,941 may be changed during the tax inspection by the tax authority, accordingly the management did not recognize deferred tax assets except the tax profit recognized in the financial period ended as of 30 June 2016.

#### 14. Employee Benefit obligations

Employees of the company are entitled upon their retirement based on a defined benefit plan. The entitlement is based on the length of service and final remuneration package of the employee upon retirement. The defined benefit obligation is calculated using the projected credit unit method takes into consideration the principal actuarial assumptions as follows:

	30 June 2016	31 December 2015
Discount rate	10%	10%
Average salary increase rate	7%	7%
Turnover rate	25%	25%
Life table	49-52	49-52

The amounts recognized at the balance sheet date are determined as follows:

	30 June 2016	31 December 2015
Present value of obligations	2,102,663	2,533,203
<b>Liability at the balance sheet</b>	<b>2,102,663</b>	<b>2,533,203</b>



## EDITA FOOD INDUSTRIES (S.A.E.) AND ITS SUBSIDIARIES

### Notes to the consolidated financial statements "IFRS" For the six months period ended 30 June 2016

(In the notes all amounts are shown in Egyptian Pounds unless otherwise stated)

#### Employee Benefit obligations (continued)

Movement in the liability recognized in the balance sheet:

	30 June 2016	31 December 2015
Balance at beginning of the period / year	2,533,203	-
Additions during period / year	-	2,533,203
Paid during the period / year	(430,540)	-
<b>Balance at end of the period / year</b>	<b>2,102,663</b>	<b>2,533,203</b>

The amounts recognized in the statement of profit or loss are determined as follows:

	30 June 2016	31 December 2015
<b>Present cost of the service</b>		
Accrued service cost	-	2,533,203
<b>Total</b>	<b>-</b>	<b>2,533,203</b>

#### 15. Trade and other payables

	30 June 2016	31 December 2015
Trade payables	109,364,099	152,325,852
Notes payable	29,536,763	45,087,494
Accrued expenses	25,474,422	37,131,266
Other credit balances	9,980,757	8,639,617
Taxes payable	10,811,931	7,952,953
Advances from customers	2,969,054	2,582,453
Social insurance	2,688,642	1,454,228
Dividends payable	1,813,825	75,118
<b>Total</b>	<b>192,639,493</b>	<b>255,248,981</b>

Trade payables are unsecured and are usually paid within an average of 45 days of recognition.

The carrying amounts of trade and other payables are assumed to be the same as their fair values, due to their short-term nature.

## EDITA FOOD INDUSTRIES (S.A.E.) AND ITS SUBSIDIARIES

### Notes to the consolidated financial statements "IFRS" For the six months period ended 30 June 2016

(In the notes all amounts are shown in Egyptian Pounds unless otherwise stated)

#### 16. Current income tax liabilities

	30 June 2016	31 December 2015
Balance at 1 January	24,281,519	81,588,139
Income tax paid during the period / year	(24,015,547)	(81,088,673)
Withholding tax	(2,192,166)	(3,789,924)
Income tax for the period / year (Note 26)	16,511,069	80,743,540
Corporate tax advance payment	(14,584,875)	(50,850,000)
Accrued interest – advance payment	-	(1,821,563)
Tax adjustments	-	(500,000)
<b>Balance at end of period / year</b>	<b>-</b>	<b>24,281,519</b>

#### 17. Current portion of long-term liabilities

	30 June 2016	31 December 2015
Short-term loans (Note 11)	105,492,925	134,688,327
Current portion at long-term notes payable (Note 12)	10,546,825	10,546,825
<b>Total</b>	<b>116,039,750</b>	<b>145,235,152</b>

#### 18. Bank overdraft

	30 June 2016	31 December 2015
Bank overdraft (Note 10)	103,625,450	73,698,428
<b>Total</b>	<b>103,625,450</b>	<b>73,698,428</b>

Bank overdraft is an integral part of the Company's cash management. Bank overdraft is secured against guarantees by cross guarantees from the group of shareholders. The effective interest rate for bank overdraft was 12.75 % as of 30 June 2016 (31 December 2015: 11.25%).

## EDITA FOOD INDUSTRIES (S.A.E.) AND ITS SUBSIDIARIES

### Notes to the consolidated financial statements "IFRS" For the six months period ended 30 June 2016

(In the notes all amounts are shown in Egyptian Pounds unless otherwise stated)

#### 19. Provisions

	Other provisions	
	30 June 2016	31 December 2015
Balance at 1 January	16,000,854	10,916,700
Charged during the period / year	5,625,002	5,489,092
Utilized during the period / year	(2,801,541)	(404,938)
<b>Balance at end of period / year</b>	<b>18,824,315</b>	<b>16,000,854</b>

Other provisions relate to claims expected to be made by a third party in connection with the Group's operations. The information usually required by the International Financial Reporting Standards is not disclosed because the management believes that to do so would seriously prejudice the outcome of the negotiation with that party. These provisions are reviewed by management every year and the amount provided is adjusted based on latest development, discussions and agreements with the third party.

#### 20. Share capital

Authorized capital LE 360,000,000 (1,800,000,000 share, par value LE 0.20 per share).

The issued and paid up capital amounted by LE 72,536,290 presented in 362,681,450 share (par value LE 0.20 per share) as it is the structure before going for the public offering distributed as follow:

	Capital structure before trading		
	No. of shares	Shares value	Percentage of ownership
BERCO Ltd.	151,654,150	30,330,830	41.815%
EXODER Ltd.	101,458,950	20,291,790	27.975%
Africa Samba B.V.	108,804,450	21,760,890	30.000%
Others	763,900	152,780	0.210%
	<b>362,681,450</b>	<b>72,536,290</b>	<b>100%</b>

Edita Food Industries' shares started trading on April 2, 2015 on the Egyptian Stock Exchange (EFID.CA) and in GDRs on the London Stock Exchange (EFIDq.L) with strong trading reflecting the Company's robust performance. The secondary offering was of 30% of Edita's share capital with the offer being 85% directed to institutional buyers (both local shares and GDRs) and 15% of the offering directed to local retail investors. The institutional portion was 13.4x oversubscribed and the retail portion was 4.5x oversubscribed. At the start of trading, of the total 108,804,435 shares being offered 65,125,189 were allocated to the GDR program.

On the 30th of March 2016 an extra ordinary general assembly meeting were held in which the shareholders approved the increase of issued and paid up capital from 72,536,290 EGP to be 145,072,580 EGP. An increase amounted to 72,536,290 EGP distributed on 362,681,450 shares with a par value of LE 0.2 per share financed from the net profit for the year ended 31 December 2015 distributed as a free share for each original share which has been registered in registration in commercial register on 9 May, 2016.

## EDITA FOOD INDUSTRIES (S.A.E.) AND ITS SUBSIDIARIES

### Notes to the consolidated financial statements "IFRS"

For the six months period ended 30 June 2016

(In the notes all amounts are shown in Egyptian Pounds unless otherwise stated)

#### Share capital (continued)

The issued and paid up capital amounted to LE 725,362,900 (par value LE 0.2 per share) will be distributed as follow:

Shareholders	No. of shares	Shares value	Percentage of ownership
BERCO Ltd.	303,308,300	60,661,660	41.815%
EXODER Ltd.	94,113,464	18,822,693	12.975%
Africa Samba B.V.	54,402,234	10,880,447	7.500%
THE BANK OF NEW YORK MELLON	171,108,835	34,221,767	23.589%
Others (Public stocks)	102,430,067	20,486,013	14.121%
	<b>725,362,900</b>	<b>145,072,580</b>	<b>100%</b>

#### 21. Legal reserve

In accordance with Companies Law No. 159 of 1981 and the Company's Articles of Association, 5% of annual net profit is transferred to the legal reserve. Upon the recommendation of the Board of Directors, the Company may stop such transfers when the legal reserve reaches 50% of the issued capital. The reserve is not eligible for distribution to shareholders.

#### 22. Non-controlling interest

Edita Participation Limited has non-controlling interest in Edita Food Industries:

	Total					
	Paid up capital	Legal reserves	Revaluation assets reserve	Accumulated losses	30 June 2016	31 December 2015
Balance at 1 January	12,271,000	5,000	38,162	(6,696,725)	5,617,437	1,966,793
Minority share in profit of subsidiaries	-	-	-	1,838,619	1,838,619	3,653,048
Assets revaluation reserve	-	-	-	-	-	(2,404)
Share in capital Increase of subsidiary	10,552,330	-	-	-	10,552,330	-
<b>Balance at end of period / year</b>	<b>22,823,330</b>	<b>5,000</b>	<b>38,162</b>	<b>(4,858,106)</b>	<b>18,008,386</b>	<b>5,617,437</b>

#### 23. Other income

	30 June 2016	30 June 2015
Gain from sale of production waste	2,336,937	2,661,613
Other income	1,378,764	825,748
Export subsidies	3,250,926	-
<b>Net</b>	<b>6,966,627</b>	<b>3,487,361</b>

## EDITA FOOD INDUSTRIES (S.A.E.) AND ITS SUBSIDIARIES

### Notes to the consolidated financial statements "IFRS"

For the six months period ended 30 June 2016

(In the notes all amounts are shown in Egyptian Pounds unless otherwise stated)

#### 24. Other gains / (losses) net

	30 June 2016	30 June 2015
Provision for slow moving inventory	(966,891)	-
Other Provisions	(5,625,002)	(2,989,092)
Gain from sales of property , plant and equipment	146,748	7,658,927
Net Foreign exchange (Loss) / gains	(47,532,647)	319,873
<b>Net</b>	<b>(53,977,792)</b>	<b>4,989,708</b>

#### 25. Finance cost - net

	30 June 2016	30 June 2015
<b>Finance income</b>		
Interest income	15,133,448	12,879,544
	<b>15,133,448</b>	<b>12,879,544</b>
<b>Finance expense</b>		
Interest on land's instalments	(354,270)	(565,659)
Interest expenses	(24,639,787)	(13,516,211)
	<b>(24,994,057)</b>	<b>(14,081,870)</b>
<b>Net</b>	<b>(9,860,609)</b>	<b>(1,202,326)</b>

#### 26. Income tax expense

The Company is subject to the corporate income tax according to tax law No. 91 of 2005 and its amendments No. 96 of 2015.

	30 June 2016	30 June 2015
Income tax for the period	16,511,069	49,415,888
Deferred tax expense	8,671,035	12,225,412
<b>Total</b>	<b>25,182,104</b>	<b>61,641,300</b>
Profit before tax	42,912,857	94,000,942
Tax calculated based on applicable tax rates	25,299,711	62,970,045
	<b>25,299,711</b>	<b>62,970,045</b>
Tax effect of non- deductible expenses	1,483,176	896,727
Tax effect of non-taxable revenues	(1,600,783)	(2,225,472)
<b>Income tax expense</b>	<b>25,182,104</b>	<b>61,641,300</b>

## EDITA FOOD INDUSTRIES (S.A.E.) AND ITS SUBSIDIARIES

### Notes to the consolidated financial statements "IFRS"

For the six months period ended 30 June 2016

(In the notes all amounts are shown in Egyptian Pounds unless otherwise stated)

#### 27. Earnings per share

##### Basic

Basic earnings per share is calculated by dividing the profit attributable to equity holders of the Company by the weighted average number of ordinary shares in issue during the period / year.

	30 June 2016	30 June 2015
<b>Profit attributed to owners of the parent</b>	<b>74,261,054</b>	<b>126,428,179</b>
<b>Weighted average number of ordinary shares in issue</b>		
Original shares	725,362,900	725,362,900
	<b>725,362,900</b>	<b>725,362,900</b>
<b>Basic earnings per share</b>	<b>0.10</b>	<b>0.17</b>

##### Diluted

Diluted earnings per share is calculated by adjusting the weighted average number of ordinary shares outstanding to assume conversion of all dilutive potential ordinary shares. The Company does not have any categories of dilutive potential ordinary shares, hence the diluted earnings per share is the same as the basic earnings per share.

#### 28. Consolidated expenses by nature

	30 June 2016	30 June 2015
Cost of goods sold	660,527,109	647,459,969
Selling and marketing	161,815,616	133,681,634
General and administrative expenses	89,648,871	81,780,988
	<b>911,991,596</b>	<b>862,922,591</b>
Raw materials used	497,655,897	523,181,064
Salaries and wages	180,912,786	157,422,454
Advertising and marketing	71,926,128	47,590,149
Depreciation	46,653,835	36,112,985
Other Expenses	19,424,788	16,686,284
Employee benefits	21,148,480	17,937,932
Profit share employee	-	21,830,671
Gas, oil, water and electricity	19,565,293	16,409,871
Vehicle expense	9,347,428	9,792,569
Rent	17,048,122	14,161,836
Transportation expenses	9,276,394	10,219,913
Maintenance	8,920,869	9,128,035
Consumable materials	5,094,870	4,549,136
Collection commission	2,945,318	-
Royalty	1,492,245	1,263,169
Purchases – goods for resale	1,626,649	2,694,721
Amortization of intangible assets	628,620	-
Change in inventory	(1,676,126)	(26,058,198)
	<b>911,991,596</b>	<b>862,922,591</b>

## EDITA FOOD INDUSTRIES (S.A.E.) AND ITS SUBSIDIARIES

### Notes to the consolidated financial statements "IFRS"

For the six months period ended 30 June 2016

(In the notes all amounts are shown in Egyptian Pounds unless otherwise stated)

#### 29. Cash generated from operations

	Note	30 June 2016	30 June 2015
Net profit for the period before tax		99,443,158	188,069,479
<b>Adjustments for:</b>			
Additions to provision	24	5,625,002	2,989,092
Interest on lands' installments	25	354,270	565,659
Foreign currency translation reserve		(19,893)	1,880
Interest expense	25	24,639,787	13,516,211
Interest income	25	(15,133,448)	(12,879,544)
Depreciation of property, plant and equipment	5	46,653,802	36,112,985
Amortization of Intangible assets	6	628,620	314,310
Provision for slow moving and obsolete inventory	24	966,891	-
Gain on disposal of property, plant and equipment	24	(146,748)	(7,658,927)
		<b>163,011,441</b>	<b>221,031,145</b>
<b>Change in working capital</b>			
Inventories		(2,746,346)	(28,839,301)
Trade and other receivables		(37,429,423)	(11,993,752)
Trade payables and other credit balances		(62,609,488)	10,835,096
Provisions used		(2,801,541)	(214,162)
Payments of employee benefit obligations		(430,540)	-
<b>Cash generated from operations</b>		<b>56,994,103</b>	<b>190,819,026</b>

In the statement of cash flows, proceeds from sale of property, plant and equipment comprise:

	30 June 2016	30 June 2015
Net book amount	278,120	664,040
Profit of disposal of property, plant and equipment	146,748	7,658,927
<b>Proceeds from disposal of property, plant and equipment</b>	<b>424,868</b>	<b>8,322,967</b>

#### 30. Related party transactions

The following transactions were carried out with related parties:

##### 1. Chipita Participation Company

Chipita Participation collects 0.5% of the net Bake Rolls and Molto Crossiont monthly sales as royalty with a maximum limit of Euro 150,000 annually for the knowhow of Chipita International Company.

The royalty paid during 2015 amounted to LE 816,096 (30 June 2015: LE 362,500) Chipita Participation is considered a related party as it owns Exoder Ltd. Company that in turn owns 12.97% of Edita Food Industries S.A.E. shares.

##### 2. Key management compensation

During the period ended 30 June 2016 the company paid an amount of LE 33,711,200 as salaries and benefits to the key management members (31 December 2015: LE 61,969,936).

## **EDITA FOOD INDUSTRIES (S.A.E.) AND ITS SUBSIDIARIES**

### **Notes to the consolidated financial statements "IFRS"**

**For the six months period ended 30 June 2016**

(In the notes all amounts are shown in Egyptian Pounds unless otherwise stated)

---

#### **31. Tax position**

- Due to the nature of the tax assessment process in Egypt, the final outcome of the assessment by the Tax Authority might not be realistically estimated. Therefore, additional liabilities are contingent upon the tax inspection and assessment of the Tax Authority. Below is a summary of the tax status of the company as of the date of the financial statements preparation

##### **Corporate tax**

- The company is tax exempted for a period of 10 years ending 31 December 2007 in accordance with Law No. 230 of 1989 and Law No. 59 of 1979 related to New Urban Communities. The exemption period was determined to start from the fiscal year beginning on 1 January 1998. The company submits its tax returns on its legal period.
- The tax inspection was performed for the period from the company's inception till 31 December 2010 and all due tax amounts paid.
- For the years 2011-2014 the Company is submitting the tax return according to law No. 91 of 2005 in its legal period and has not been inspected yet.

##### **Payroll tax**

- The payroll tax inspection was performed till 31 December 2013 and company paid tax due.
- As for the years 2014 and 2015 the tax inspection has not been performed and the company is submitting the quarterly tax return on due time to the Tax Authority.

##### **Sales tax**

- The sales tax inspection was performed till 31 December 2012 and tax due was paid.
- For the years 2013, 2014 and 2015 the tax inspection has not been performed and the monthly tax return were submitted on due time.

##### **Stamp duty tax**

- The stamp duty tax inspection was performed till 2006 and company paid tax due.
- Years 2007 till 2009 the company was inspected and the differences are subject to internal committee.
- Years from 2010 till 2015 tax inspection have not been performed.

#### **Digma for Trading Company**

##### **a) Corporate tax**

The Company is subject to the corporate income tax according to tax law Law No, 91 of 2005 and amendments.

- The tax inspection was performed by the Tax Authority for the period from the Company's inception until year 2009 and the tax resulting from the tax inspection were settled and paid to the Tax Authority.
- For the years from 2010 to 2014 Company submits its tax returns on due dates according to law No, 91 for the year 2005.

##### **b) Payroll tax**

- The tax inspection was performed until 31 December 2008 and the tax resulting from the tax inspection and assessment were settled and paid to the Tax Authority.
- For the years from 2009 to 2015 the Company submitted its quarter tax returns to Tax Authority on due dates.



## **EDITA FOOD INDUSTRIES (S.A.E.) AND ITS SUBSIDIARIES**

### **Notes to the consolidated financial statements "IFRS"**

**For the six months period ended 30 June 2016**

(In the notes all amounts are shown in Egyptian Pounds unless otherwise stated)

#### **Tax position (continued)**

##### **c) Stamp tax**

- The tax inspection was performed for the period from the Company's inception until 31 December 2008 and the tax resulting from the tax inspection and assessment were settled and paid to the Tax Authority.
- The tax inspection was performed for the years from 2009 to 2012 and the difference were sent to internal committee to study.
- For the years from 2013 to 2015 the Company paid the tax due.

##### **d) Sales tax**

- The tax inspection was performed until 31 December 2012 and the tax resulting from the tax inspection and assessment were settled and paid to the Tax Authority.
- The years 2013-2015 the Company submits its monthly sales tax return on due date.

#### **Edita Confectionary Industries Company**

##### **a) Corporate tax**

- The Company is subject to the corporate income tax according to tax law Law No. 91 of 2005 and adjustments.
- The company's books have not been inspected yet until the financial statements date for corporate tax.

##### **b) Payroll Tax**

- The payroll tax inspection was performed from 2009 till 2012 and the company is waiting for the tax claims.
- The company hasn't been inspected for the year from 2013 till 2015.

##### **c) Sales Tax**

- The company is being inspected for the sales tax & the company didn't receive any tax claims as of the date of the financial statements.

##### **d) Stamp Tax**

- The stamp tax inspection was performed from 2009 till 2012 and the tax due was paid to the Tax Authority.
- The company hasn't been inspected for the year from 2013 till 2015.

##### **(1) Edita Food Industries Company**

The Company had contingent liabilities in respect of letters of guarantee and letters of credit arising from ordinary course of business which resulted in no actual liabilities. The uncovered portion of the letter of guarantee and letters of credit granted to the Company arising from ordinary course of business amounted to LE 4,725,322 as at 30 June 2016 (31 December 2015: LE 22,185,404).

##### **(2) Digma for Trading Company**

The Company guarantees Edita Food Industries against third parties in borrowing from one of Egyptian Bank.

At 30 June 2016 the Company had contingent liabilities in respect of letters of guarantee and letters of credit arising from ordinary course of business which resulted in no actual liabilities. The uncovered portion of the letter of guarantee and letters of credit granted to the Company arising from ordinary course of business amounted to Nil (31 December 2015: 913,869).

## EDITA FOOD INDUSTRIES (S.A.E.) AND ITS SUBSIDIARIES

### Notes to the consolidated financial statements "IFRS" For the six months period ended 30 June 2016

(In the notes all amounts are shown in Egyptian Pounds unless otherwise stated)

#### Contingent Liabilities

##### (3) Edita Confectionary Industries Company

At 30 June 2016 the Company had contingent liabilities in respect of letters of guarantee and letters of credit arising from ordinary course of business which resulted in no actual liabilities. The uncovered portion of the letter of guarantee and letters of credit granted to the Company arising from ordinary course of business at 30 June 2016 amounted to LE Nil (31 December 2015: LE 1,220,616).

#### 32. Capital commitments

The Company has capital commitments as of 30 June 2016 amounted to LE 109,013,039 in respect of the construction of a new factory for Edita Food Industries.

#### 33. Financial instrument by category

	30 June 2016	
	Loans and receivables	Total
<b>Assets as per balance sheet</b>		
Trade and other receivables (excluding prepayments)*	96,417,132	96,417,132
Cash and cash equivalents	140,752,072	140,752,072
Treasury bills	150,167,995	150,167,995
<b>Total</b>	<b>387,337,199</b>	<b>387,337,199</b>

	30 June 2016	
	Other financial liabilities and amortised costs	Total
<b>Liabilities as per balance sheet</b>		
Borrowings*	475,624,987	475,624,987
Trade and other payables (excluding non-financial liabilities)	177,044,683	177,044,683
Bank overdraft	103,625,450	103,625,450
<b>Total</b>	<b>756,295,120</b>	<b>756,295,120</b>

#### Financial instrument by category (Continued)

	31 December 2015	
	Loans and receivables	Total
<b>Assets as per balance sheet</b>		
Trade and other receivables (excluding prepayments)*	63,134,993	63,134,993
Cash and cash equivalents	313,344,052	313,344,052
Treasury bills	149,591,114	149,591,114
<b>Total</b>	<b>526,070,159</b>	<b>526,070,159</b>

## EDITA FOOD INDUSTRIES (S.A.E.) AND ITS SUBSIDIARIES

### Notes to the consolidated financial statements "IFRS" For the six months period ended 30 June 2016

(In the notes all amounts are shown in Egyptian Pounds unless otherwise stated)

#### Financial instrument by category (continued)

	31 December 2015	
	Other financial liabilities at amortised costs	Total
<b>Liabilities as per balance sheet</b>		
Borrowings*	491,452,438	491,452,438
Trade and other payables (excluding non-financial liabilities)	243,259,347	243,259,347
Bank overdraft	73,698,428	73,698,428
<b>Total</b>	<b>808,410,213</b>	<b>808,410,213</b>

\* At the Balance sheet date, the carrying value of all short-term financial assets and liabilities approximates the fair value and management made the assessment by using level II approaches by relying significantly on observable data. Long-term borrowings also approximates the fair value as the management uses a variable interest rate above the mid corridor rate.

Trade and other receivables presented above excludes prepaid expenses

Trade and other payables presented above excludes taxes payables, advances from customers and social insurances.

# EDITA FOOD INDUSTRIES (S.A.E.) AND ITS SUBSIDIARIES

## Notes to the consolidated financial statements "IFRS" For the six months period ended 30 June 2016

(In the notes all amounts are shown in Egyptian Pounds unless otherwise stated)

### 34. Segment reporting

(Amounts presented to the nearest thousands EGP)

	Cake		Croissant		Bake		Friska		Mimix		Other		Total	
	30 June 2016	30 June 2015	30 June 2016	30 June 2015	30 June 2016	30 June 2015	30 June 2016	30 June 2015	30 June 2016	30 June 2015	30 June 2016	30 June 2016	30 June 2016	30 June 2016
Revenue	537,078	604,138	356,963	302,810	76,990	46,727	45,279	46,751	47,234	39,244	4,762	4,047	1,068,307	1,043,717
Gross profit	227,750	233,029	121,656	118,508	23,884	13,249	19,195	20,220	13,647	9,240	1,647	2,011	407,779	396,256
Profit from operations.	89,555	120,546	24,652	56,611	(12,312)	1,550	3,778	6,840	3,022	2,365	609	1,360	109,304	189,272
Credit interest	(12,565)	(7,709)	(8,352)	(3,864)	(1,801)	(596)	(1,059)	(597)	(1,105)	(1,264)	(111)	(52)	(24,994)	(14,082)
Debit interest	7,608	7,455	5,057	3,736	1,091	577	641	577	669	484	67	50	15,133	12,879
Income tax	(18,496)	(38,866)	(5,240)	(18,517)	-	(823)	(796)	(2,295)	(523)	(726)	(126)	(414)	(25,182)	(61,641)
Net profit	66,101	81,426	16,118	37,966	(13,023)	708	2,564	4,525	2,063	859	438	944	74,261	126,428

The segment in formation disclosed in the table above represents the segment confirmation provided to the chief operating decision makers of the Group.